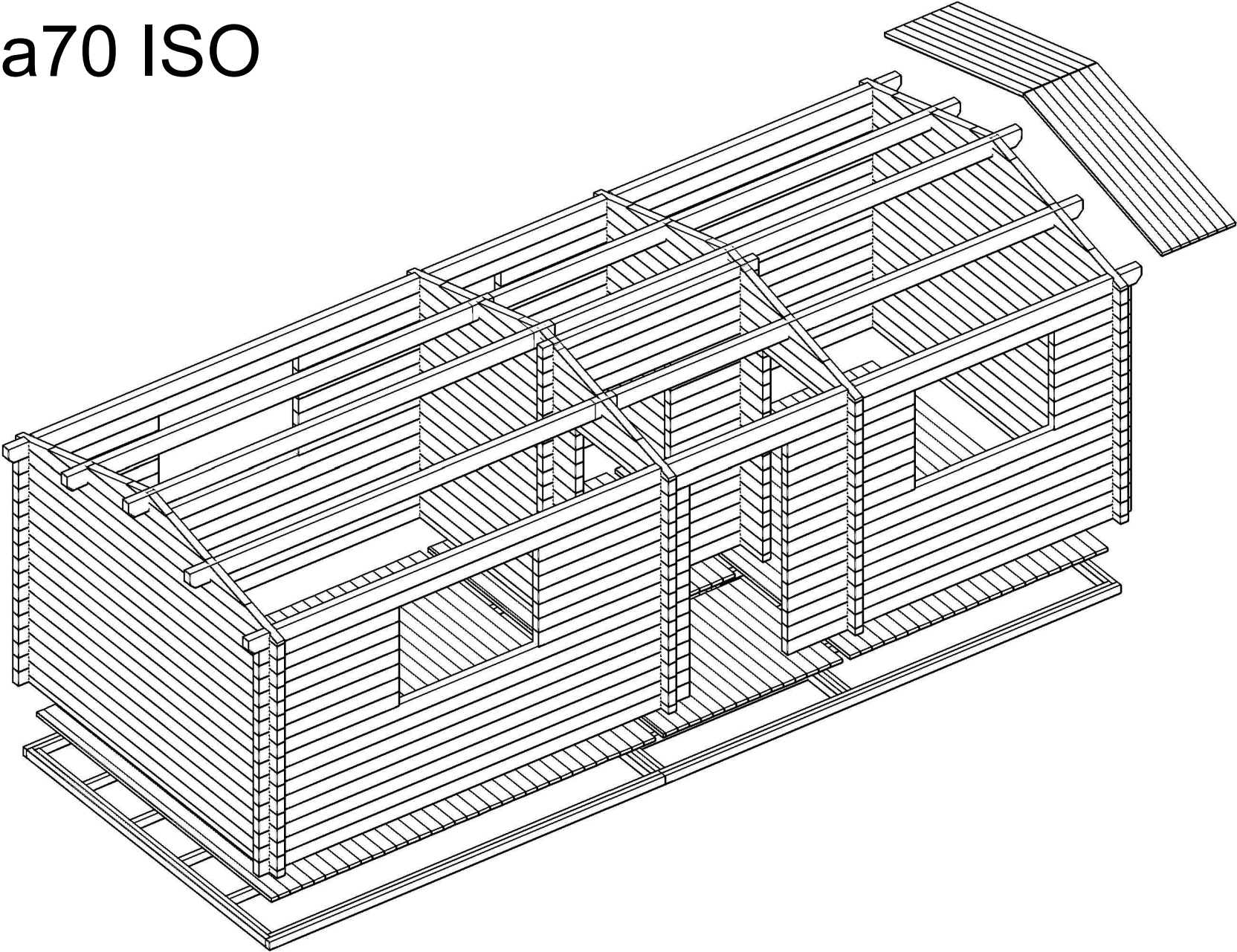
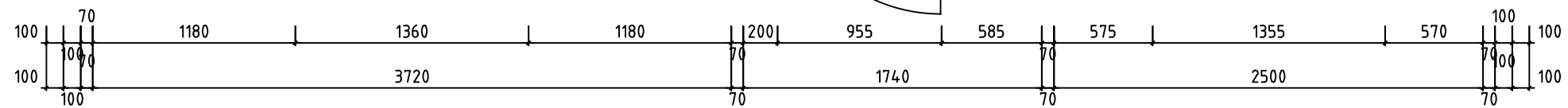
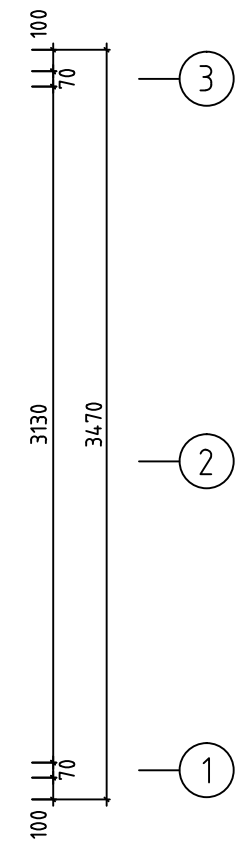
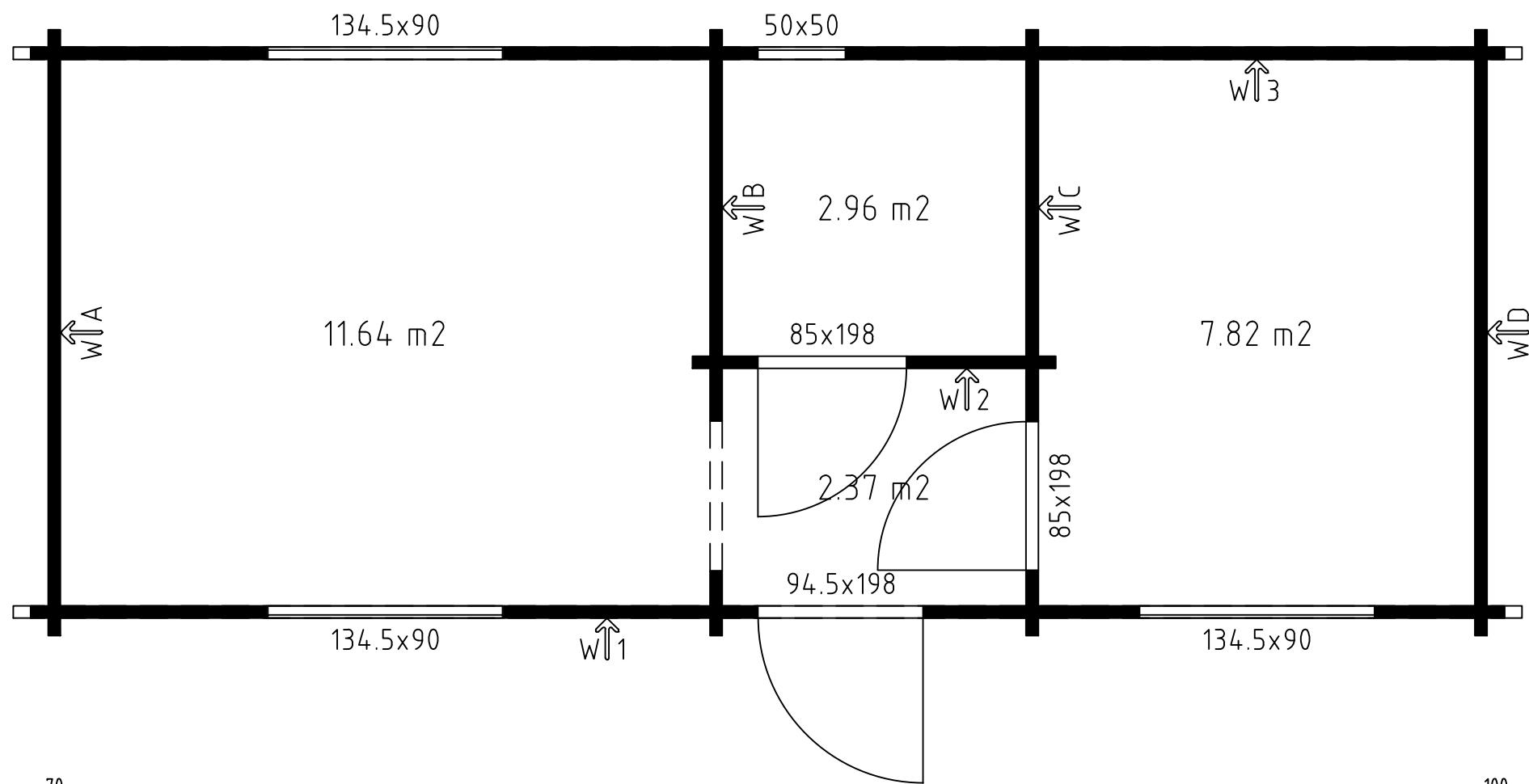
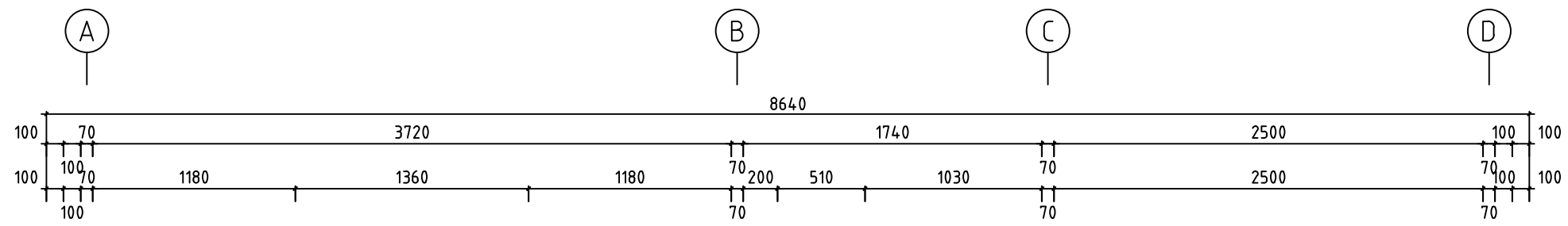
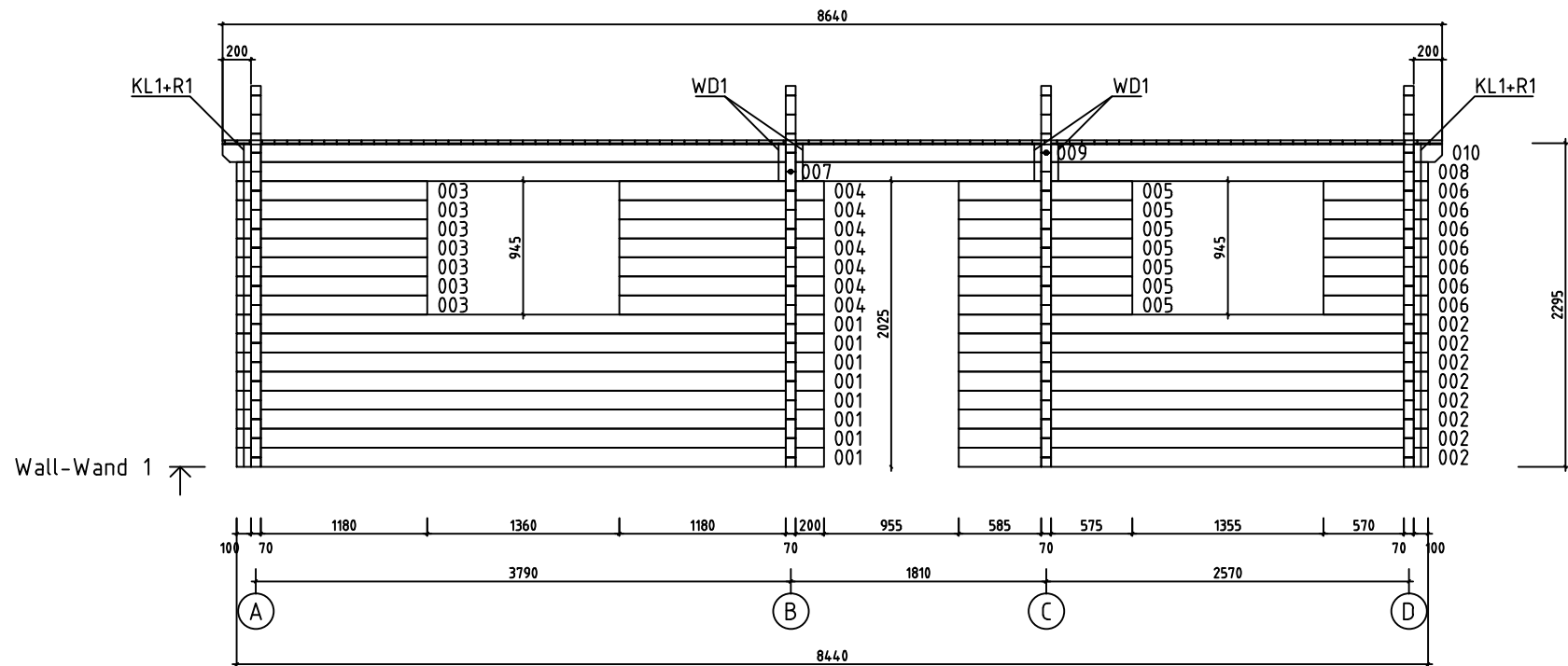


Ava70 ISO



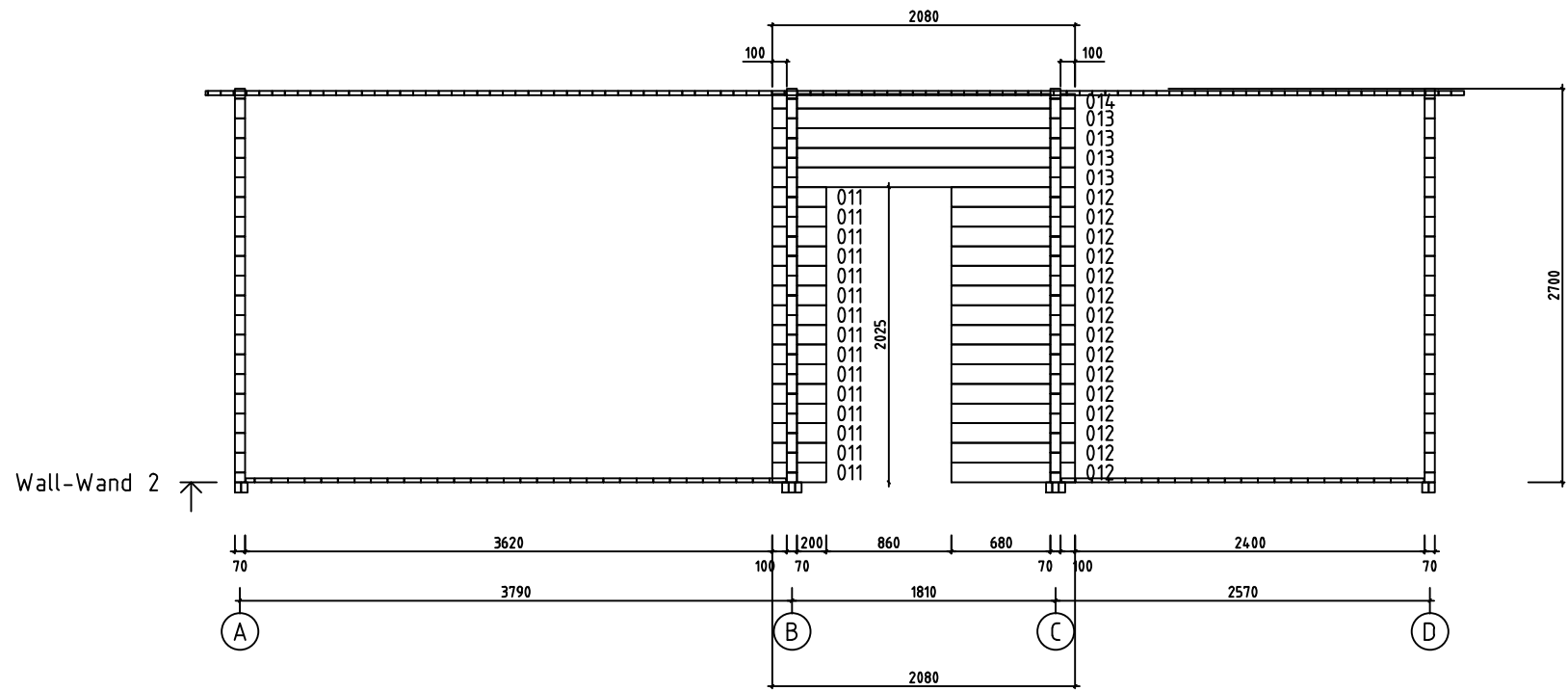


Model	Ava70 ISO	Page	PLAN
Client		Scale	1:50
Material	70x135	Date	01.12.2017
Company		File	Ava70 ISO.dwg

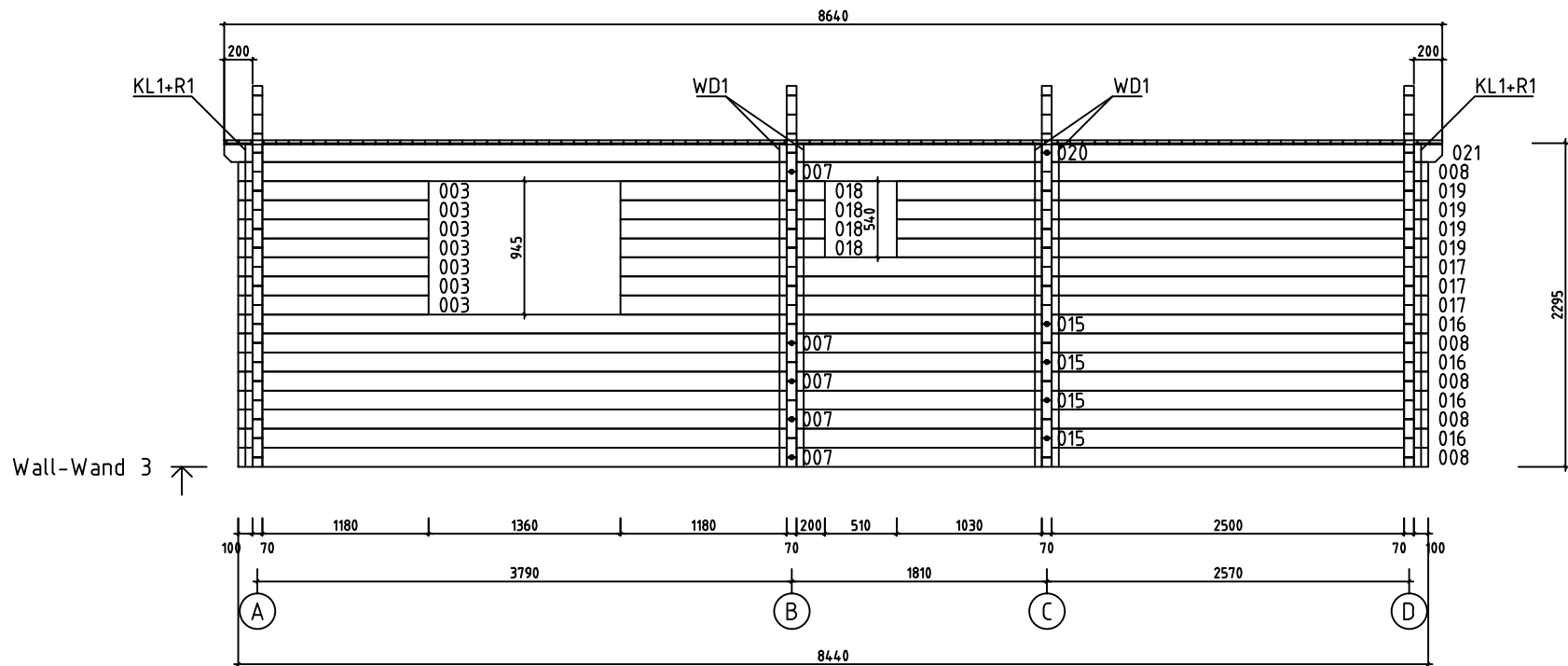


Wall-Wand 1 ↑

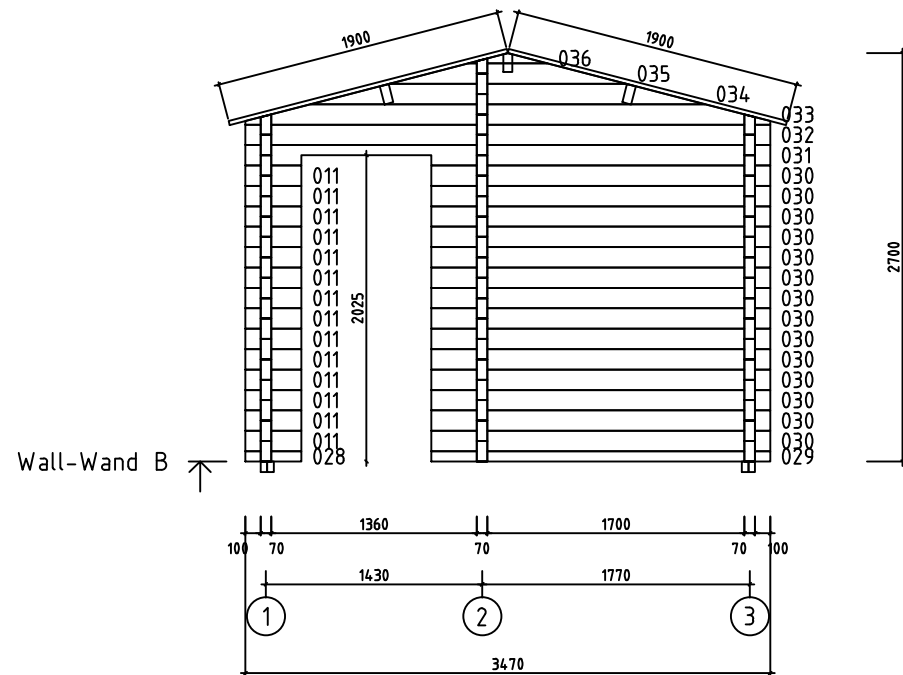
Model	Ava70 ISO	Page	6
Client		Scale	1:50
Material	7x13.5	Date	01.12.2017
Company		File	Ava70 ISO.dwg



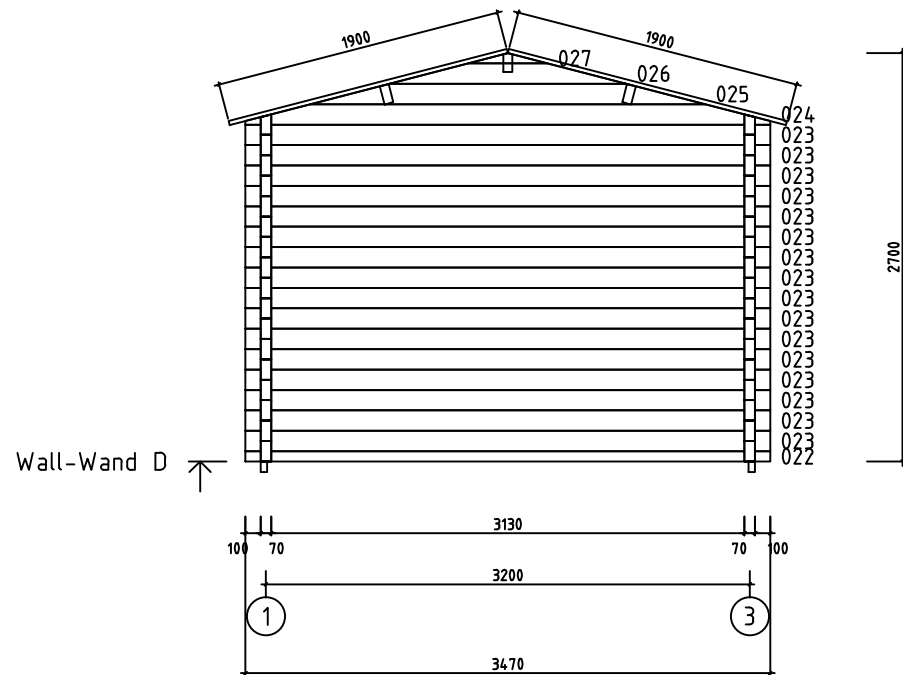
Model	Ava70 ISO	Page	7
Client		Scale	1:50
Material	7x13.5	Date	01.12.2017
Company		File	Ava70 ISO.dwg



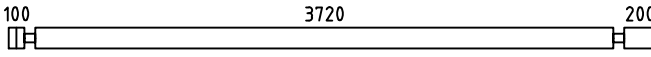


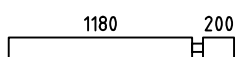
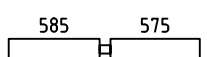

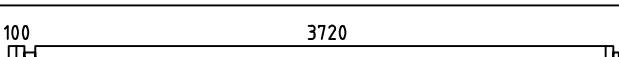


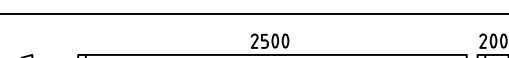


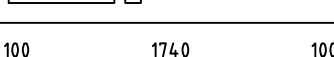

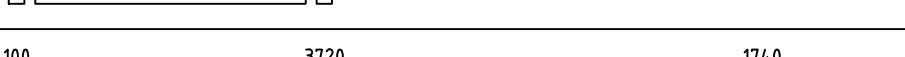

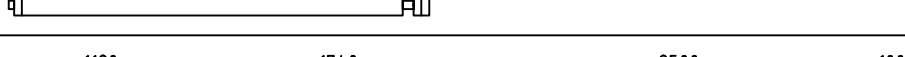
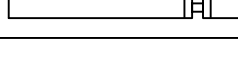







Model	Ava70 ISO	Page	8
Client		Scale	1:50
Material	7x13.5	Date	01.12.2017
Company		File	Ava70 ISO.dwg


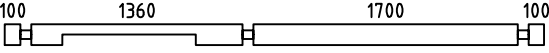
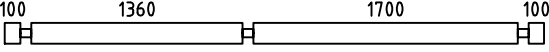
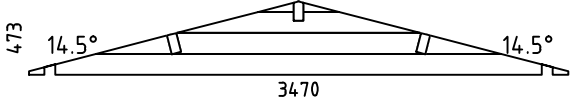
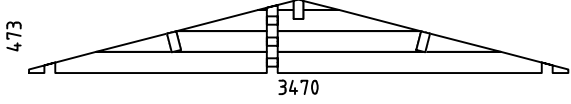
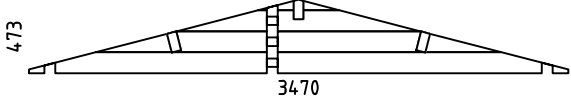
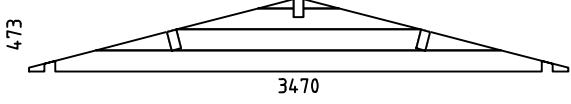











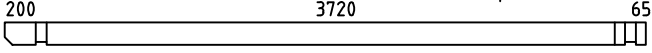
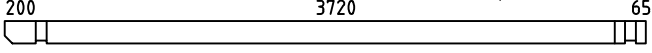
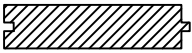












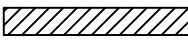







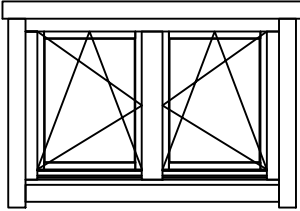
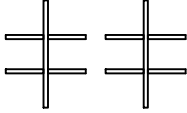
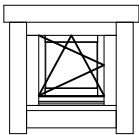

Model	Ava70 ISO	Page	3
Client		Scale	1:50
Material	7x13.5	Date	01.12.2017
Company		File	Ava70 ISO.dwg

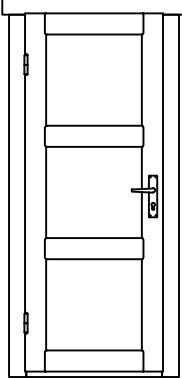
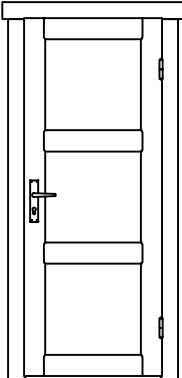
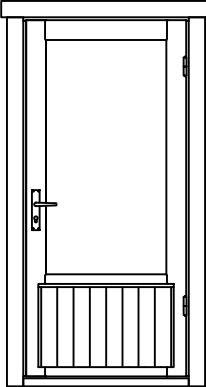
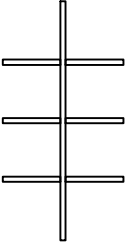


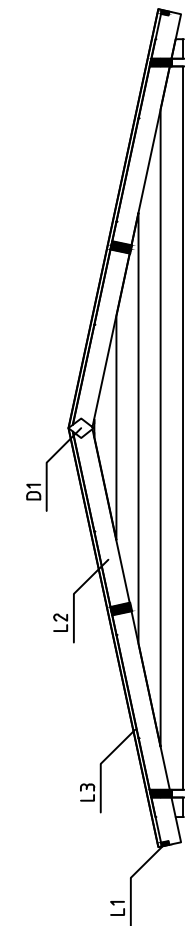
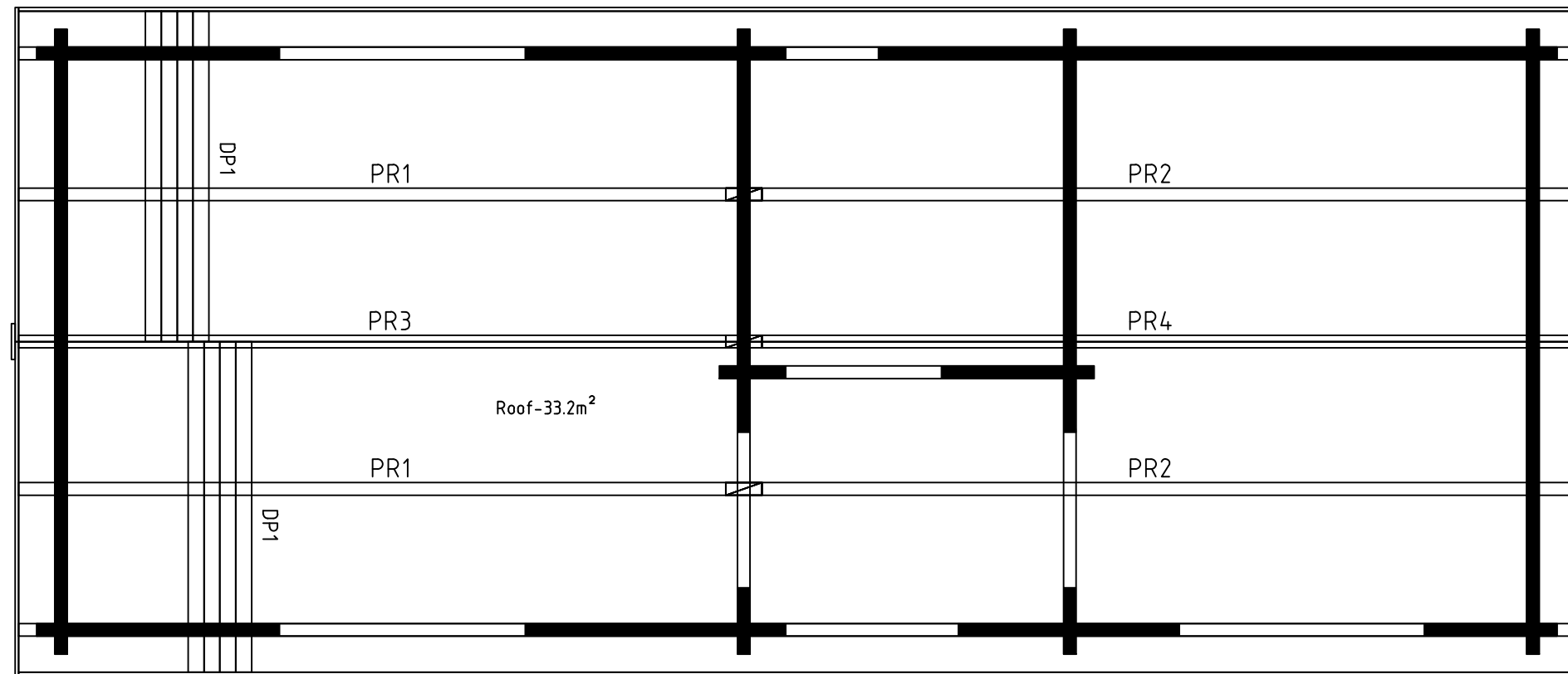
Model	Ava70 ISO	Page	5
Client		Scale	1:50
Material	7x13.5	Date	01.12.2017
Company		File	Ava70 ISO.dwg

Pos	Specification-Spezifikation-Specificatie	St.	Profile (mm)	Length (mm)
001		8	70x135	4160
002		8	70x135	3325
003		14	70x135	1350
004		7	70x135	1450
005		7	70x135	1230
006		7	70x135	740
007		6	70x135	3925
008		6	70x135	4515
009		1	70x135	5835
010		1	70x135	2805
011		43	70x135	370
012		15	70x135	850
013		4	70x135	2080
014		1	70x100	2080
015		4	70x135	5735
016		4	70x135	2705
017		3	70x135	5730
018		4	70x135	1450
019		4	70x135	3770
020		1	70x135	5835
021		1	70x135	2805
022		2	70x68	3470
023		32	70x135	3470
028		2	70x68	370
029		2	70x68	2240

Pos	Specification-Spezifikation-Specificatie	St.	Profile (mm)	Length (mm)
030		28	70x135	2240
031		2	70x135	3470
032		2	70x135	3470
WA-1		1		
WB-1		1		
WC-1		1		
WD-1		1		
FB4	FOUNDATION BEAM-FUND.BALKEN-FUND.BALK 	2	44x70	4415
FB6	FOUNDATION BEAM-FUND.BALKEN-FUND.BALK 	2	44x70	4371
FB3	FOUNDATION BEAM-FUND.BALKEN-FUND.BALK 	2	44x70	3825
FB5	FOUNDATION BEAM-FUND.BALKEN-FUND.BALK 	2	44x70	3781
FB8	FOUNDATION BEAM-FUND.BALKEN-FUND.BALK 	4	44x70	3671
FB1	FOUNDATION BEAM-FUND.BALKEN-FUND.BALK 	2	44x70	3182
FB2	FOUNDATION BEAM-FUND.BALKEN-FUND.BALK 	8	44x70	3094
FB9	FOUNDATION BEAM-FUND.BALKEN-FUND.BALK 	4	44x70	2451
FB7	FOUNDATION BEAM-FUND.BALKEN-FUND.BALK 	7	44x70	1678
PR2	Purlin-Dakbalk-Dachpfette 	2	70x144	4715
PR4	Purlin-Dakbalk-Dachpfette 	1	70x144	4715
PR1	Purlin-Dakbalk-Dachpfette 	2	70x144	4125
PR3	Purlin-Dakbalk-Dachpfette 	1	70x144	4125
	Floor board-Fussbodenbrett-Vloerplank 	55	114x28	3120
Code	Material	File	Ava70 ISO.dwg	Page 2/4

Pos	Specification-Spezifikation-Specificatie	St.	Profile (mm)	Length (mm)
	Floor board-Fussbodenbrett-Vloerplank 	16	114x28	1690
	Floor board-Fussbodenbrett-Vloerplank 	16	114x28	1350
DP1	Roof board-Dachbrett-Dakplank 	198	88x28	1900
	Base Board-FussbLeiste-Plinten 	2	18x40	1360
	Base Board-FussbLeiste-Plinten 	2	18x40	1700
	Base Board-FussbLeiste-Plinten 	4	18x40	1740
	Base Board-FussbLeiste-Plinten 	2	18x40	2500
	Base Board-FussbLeiste-Plinten 	4	18x40	3130
	Base Board-FussbLeiste-Plinten 	2	18x40	3720
L1	Eave Slat-Traufenteiste-Afdeklijst 	4	40x18	4320
L2	Facia Board-Giebelblende-Gevelplank 	4	18x120	1940
L3	Facia Slat-Giebelleiste-Gevellijst 	4	40x18	1940
R1	Pipe-Rohr-Buizen 	8		1000
KL1	Threaded rod Set-Gewindestange Satz-Draadstang Set 2 	4		2340
D1	Diamond 	2		
	Door Set-Tür Satz-Deur Set 	3		
WD1	Wall Dowel-Wanddübel-Muurplug 	80		
	Window Handle Set-Fenstergriff Satz-Raamgreep Set 	8		
DW6DK 134.5X 90 ISO	WINDOW 1345x900 ISO  Window Glazing Bar Fenstersprossen Raamroeden 	3		
W4DK 50X50 ISO L	WINDOW 500x500 ISO  Window Glazing Bar Fenstersprossen Raamroeden 	1		
Code	Material	File	Ava70 ISO.dwg	Page 3/4

Pos	Specification-Spezifikation-Specificatie	St.	Profile (mm)	Length (mm)
IND 85 x198 L	<p style="text-align: center;">DOOR 850x1980</p> 	1		
IND 85 x198 R	<p style="text-align: center;">DOOR 850x1980</p> 	1		
SD8L 9 4.5X19 8 ISO R	<p style="text-align: center;">DOOR 945x1980 ISO</p>  <div style="display: inline-block; vertical-align: top; margin-left: 20px;"> <p>Door Glazing Bar Türsprossen Deurroeden</p>  </div>	1		
Code	Material	File Ava70 ISO.dwg		Page 4/4



Model	Ava70 ISO	Page	ROOF
Client		Scale	1:50
Material	70x135	Date	01.12.2017
Company		File	Ava70 ISO.dwg