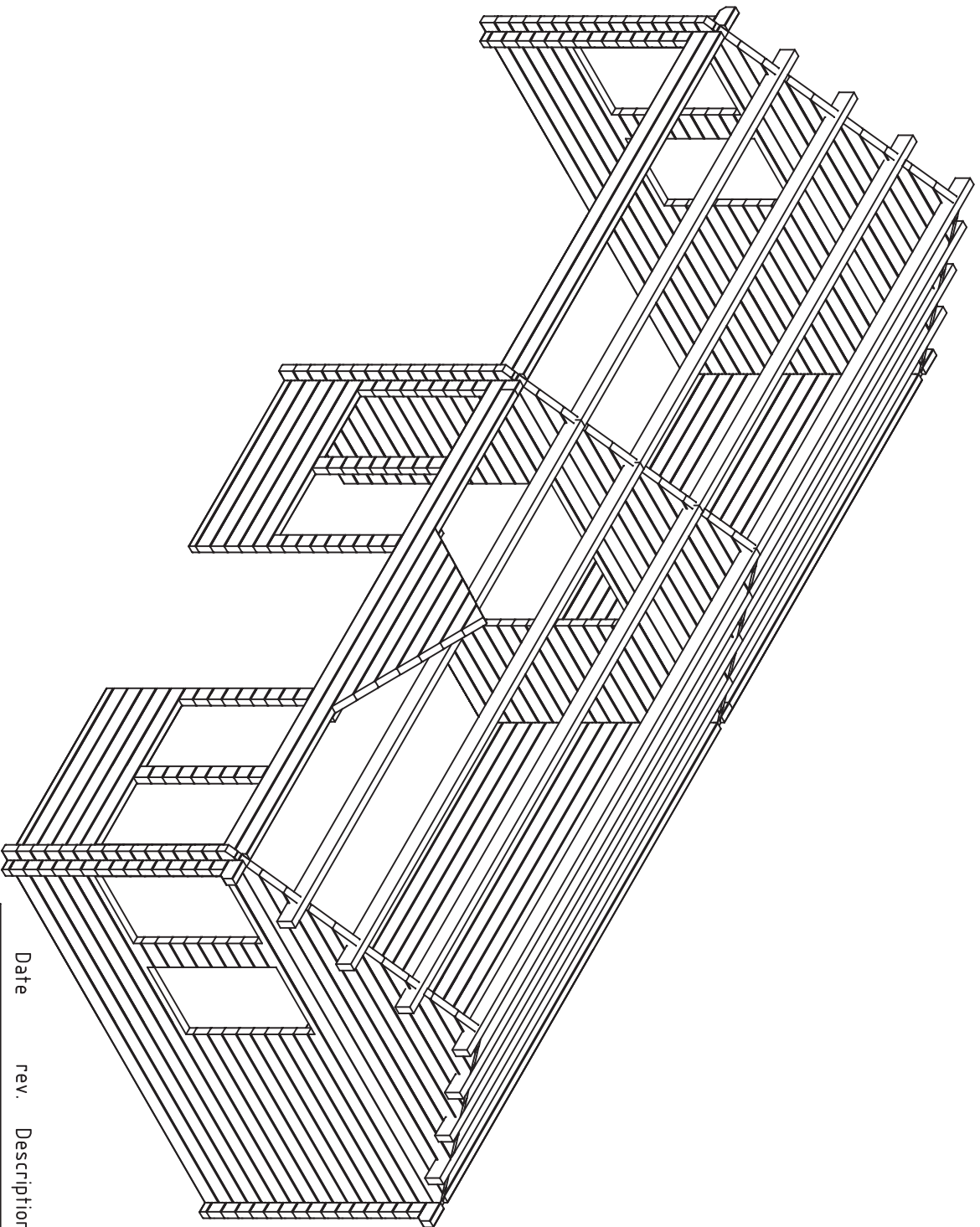


Date rev. Description

V 1.0

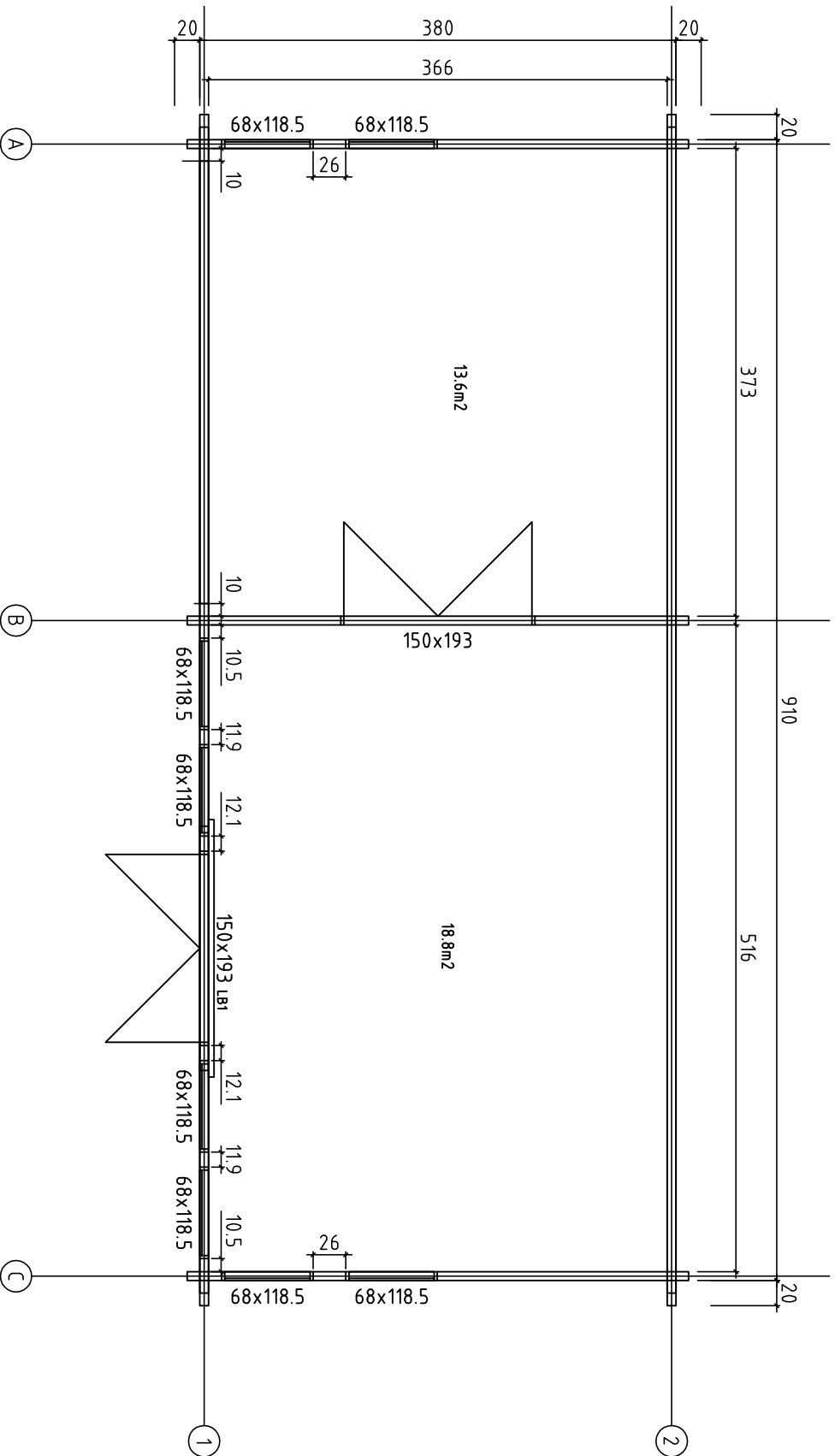
House	Big Ben 70 ISO	Sheet	1
Drawing	3D	Scale	
Material	70x135	Date	20.10.2017
Drawer	K.K.	File	Big Ben 70 ISO 3D.dwg



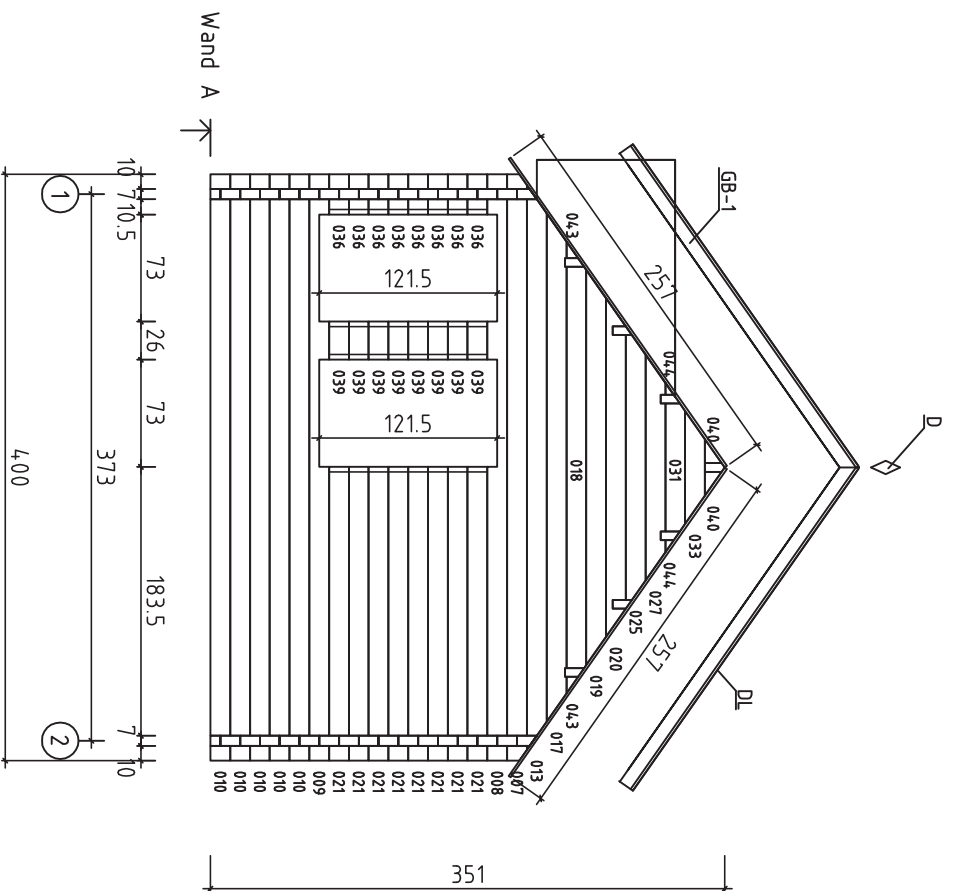
Date rev. Description

V 1.0

House	Big Ben 70 ISO	Sheet	1a
Drawing	3D	Scale	
Material	70x135	Date	20.10.2017
Drawer	K.K.	File	Big Ben 70 ISO 3D.dwg

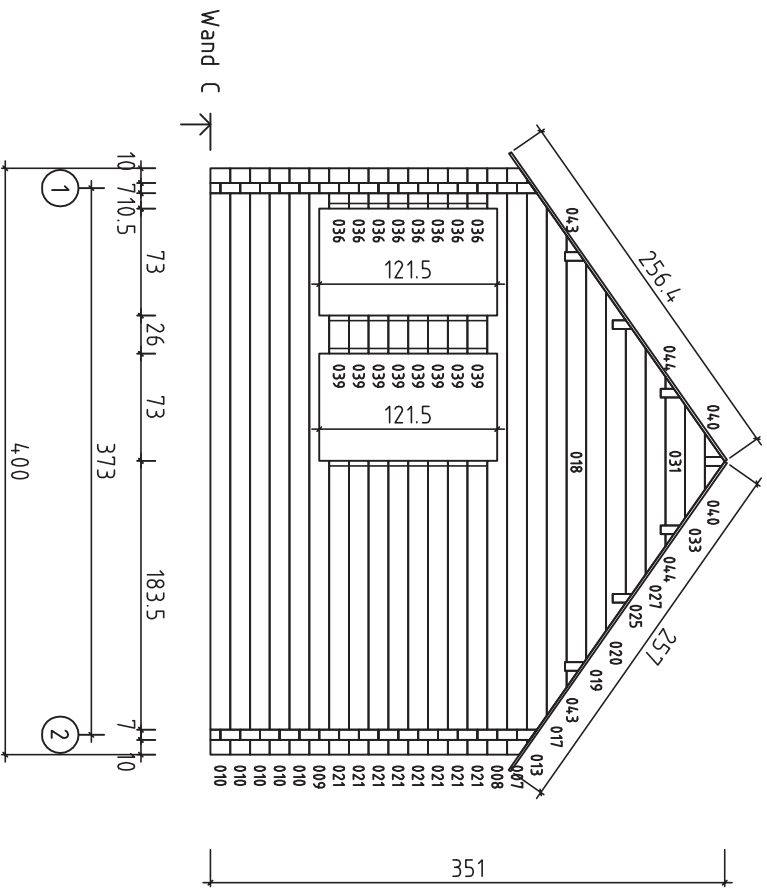


House	Big Ben 70 ISO	Sheet	2
Drawing	Plan	Scale	1:50
Material	70x135	Date	17.10.2017
Drawer	K.K.	File	Big Ben 70 ISO.dwg



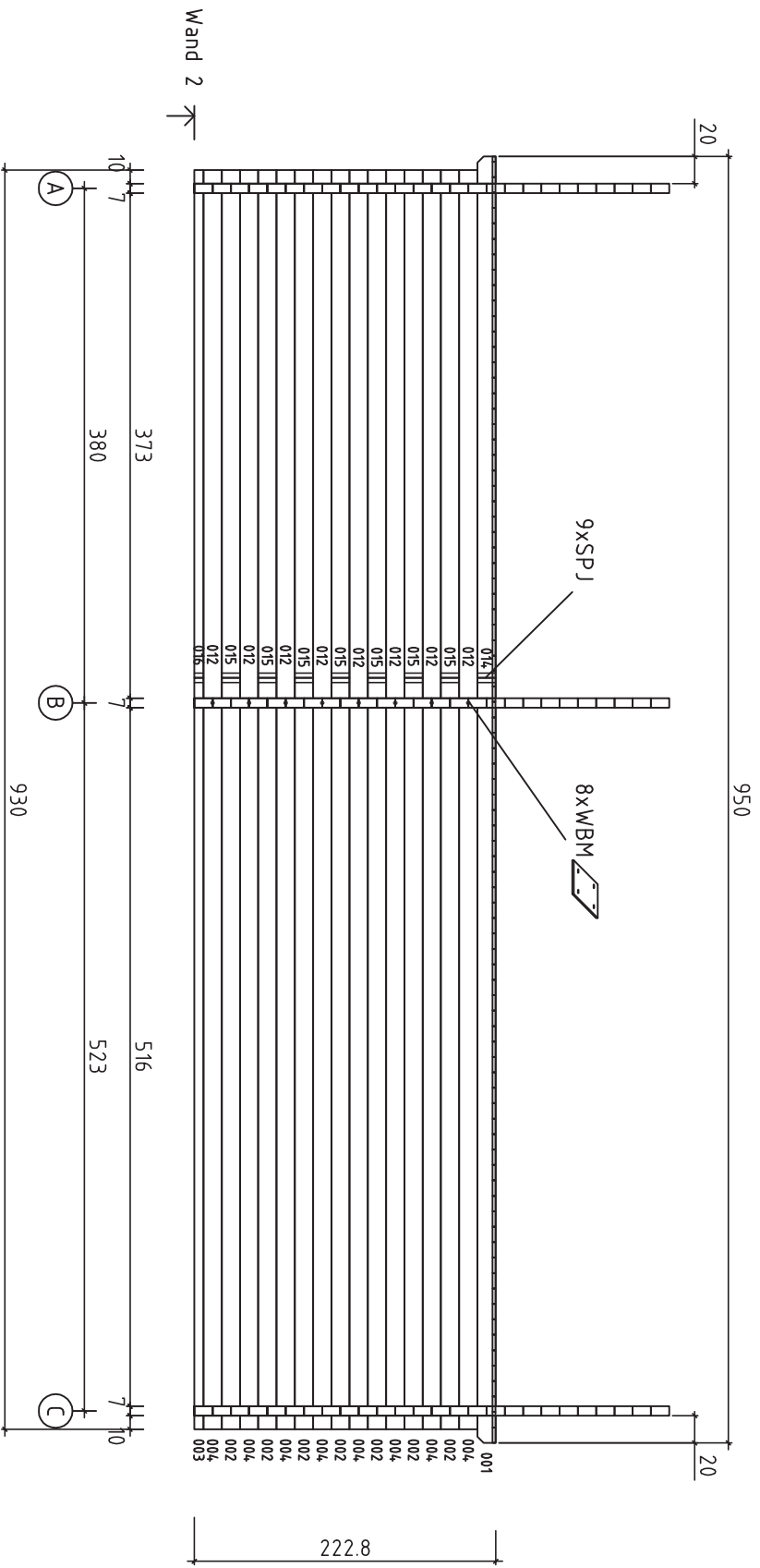
House	Big Ben 70 ISO	Sheet	3
Drawing	WAND A	Scale	1:50
Material	7.0x13.5	Date	17.10.2017
Drawer	K.K.	File	Big Ben 70 ISO.dwg





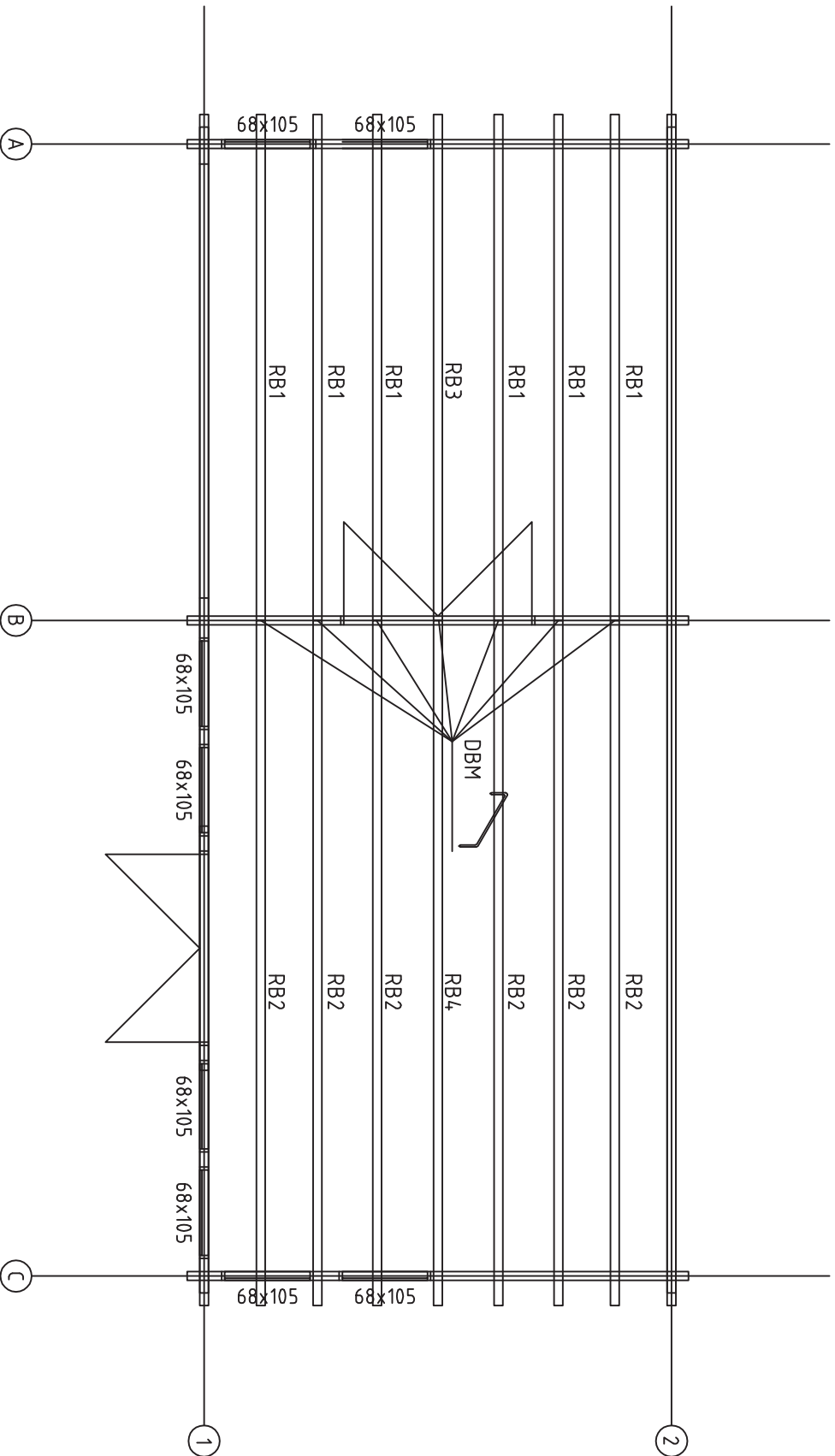
House	Big Ben 70 ISO	Sheet	5
Drawing	WAND C	Scale	1:50
Material	7.0x13.5	Date	17.10.2017
Drawer	K.K.	File	Big Ben 70 ISO.dwg



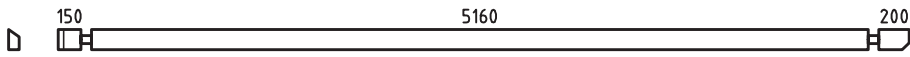
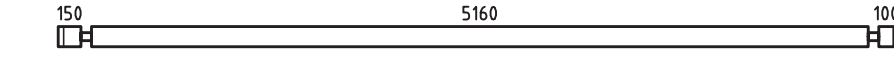


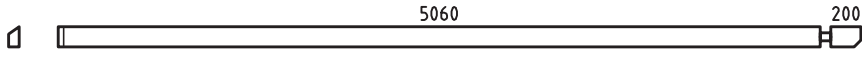
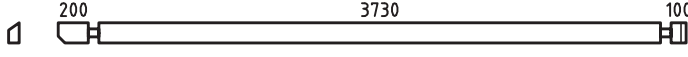







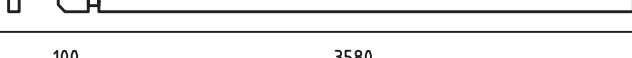
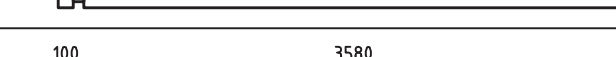





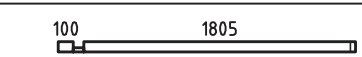









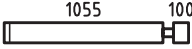

















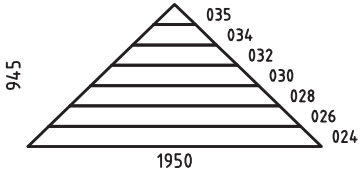
House	Big Ben 70 ISO	Sheet	7
Drawing	WAND 2	Scale	1:50
Material	7.0x13.5	Date	17.10.2017
Drawer	K.K.	File	Big Ben 70 ISO.dwg















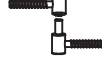



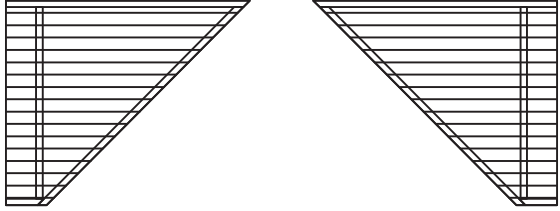


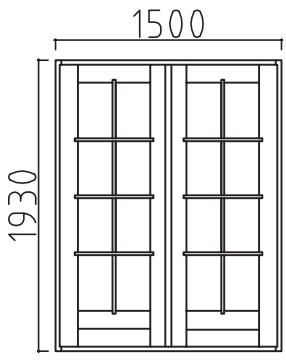
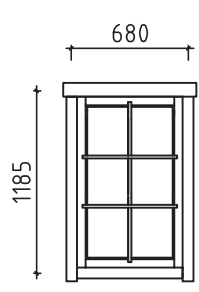
House	Big Ben 70 ISO	Sheet	8
Drawing	Plan	Scale	1:50
Material	70x140	Date	17.10.2017
Drawer	K.K.	File	Big Ben 70 ISO.dwg

Pos	Big Ben 70 ISO	Pcs.	Profil (mm)	L (mm)		
001		1	70x135	5650		
002		7	70x135	5550		
003		1	70x68	5550		
004		9	70x135	5365		
005		1	70x135	5330		
006		1	70x135	4170		
007		3	70x135	4000		
008		2	70x135	4000		
009		2	70x135	4000		
010		10	70x135	4000		
011		1	70x135	4000		
012		9	70x135	3935		
013		3	70x135	3853		
014		1	70x135	3850		
015		7	70x135	3750		
016		1	70x68	3750		
017		3	70x135	3467		
018		3	70x135	2738		
019		3	70x135	2697		
020		3	70x135	2312		
021		16	70x135	2005		
022		2	70x68	1975		
023		10	70x135	1975		
024		1	70x135	1950		
025		3	70x135	1808		
Kood	Big Ben 70 ISO	Materjal	File	Big Ben 70 ISO.dwg	Leht	9

Pos	Big Ben 70 ISO	Pcs.	Profil (mm)	L (mm)
026		1	70x135	1671
027		3	70x135	1541
028		1	70x135	1393
029		28	70x135	1225
030		1	70x135	1114
031		3	70x135	873
032		1	70x135	836
033		3	70x135	771
034		1	70x135	557
035		1	70x135	279
036		34	70x135	275
037		14	70x135	270
038		1	70x68	270
039		16	70x135	260
040		6	70x114	163
041		18	70x135	121
042		18	70x135	119
043		6	70x79	112
044		6	70x57	82
SB	SPARE BEAM-ERSATZBOHLE-SPARPLANK 	1	70x135	5650
SH	HIT BLOCK/SCHLAGHÖLZER/LYÖNTIPUU 	2	70x135	300
W1-1		1	70x945	1950
Kood	Big Ben 70 ISO	Materjal	File	Big Ben 70 ISO.dwg
			Leht	10

Pos	Big Ben 70 ISO			Pcs.	Profil (mm)	L (mm)
WA-1				1	70x1460	4000
WB-1				1	70x1460	4000
WC-1				1	70x1460	4000
LB1	LAETALAD 			1	43x43	2052
RB2	ROOFBEAMS-DACHBALKEN-DAKBALKEN 			6	70x140	5465
RB4	ROOFBEAMS-DACHBALKEN-DAKBALKEN 5160 			1	70x140	5465
RB1	ROOFBEAMS-DACHBALKEN-DAKBALKEN 200 			6	70x140	4035
RB3	ROOFBEAMS-DACHBALKEN-DAKBALKEN 3730 200 			1	70x140	4035
R1	ROOFBOARD/DACHBRETTER/KATTOLAUTA		88mm or-tai-eller 114mm	198+1 153+1	18x88 18x114	2575
R2	ROOFBOARD/DACHBRETTER/KATTOLAUTA		88mm or-tai-eller 114mm	21+1 16+1	18x88 18x114	2240
GB1	GABLE BOARD-GIEBELBLENDE-GEVELPLANK			4	18x120	2670
GB2	GABLE BOARD-GIEBELBLENDE-GEVELPLANK			2	18x120	1458
EB	EAVE BOARD-TRAUFBRETT-AFDEKPLANK 			4	18x90	4750
ES1	EAVE SLAT-TRAUFENLEISTE-AFDEKLIJST 			4	30x40	4750
ES2	EAVE SLAT-TRAUFENLEISTE-AFDEKLIJST 			2	30x40	1222
RFF1	ROOF FELT FILLET-GIEBELLEISTE-GEVELLIJST 			4	18x70	2670
Kood	Big Ben 70 ISO	Materjal	File	Big Ben 70 ISO.dwg	Leht	11

Pos	Big Ben 70 ISO		Pcs.	Profil (mm)	L (mm)
RFF2	ROOF FELT FILLET-GIEBELLEISTE-GEVELLIJST		2	18x70	1400
D	DIAMOND-RAUTE-DIAMANT		3	18x90	200
TIL-1	DOOR ASSEMBLING PROFILE-TÜR INSTALLIERUNGSPROFIL		4	43x70	1930
FIL-1	WINDOW ASSEMBLING PROFILE-FENSTER INSTALLIERUNGSPROFIL		16	43x70	1050
	ROOFBEAMS CONNECTING METAL-DACHBALKEN BEFESTIGUNGSMETALLE- DAKBALKEN POOLING METALEN		7		
WBM	WANDBOHLNEN BEFESTIGUNGSMETALLE		9	50	50
SPJ	SEINA PALKIDE JÄTKUKIILUD		10	18x50	120
	NAILS/NÄGEL/NAULAT		30	2,5x60	
	SCREW/SCHRAUBEN/RUUVIT		30	3,5x35	
	DOOR CROSSES/TÜR SPROSSEN/OVENRISTIKKO		4		
	DOOR HANDLE/TÜRGRIFF/OVEN KAHVA		2		
	CYLINDER LOCK-ZYLINDERSCHLOSS-CILINDERSLOT		2		
	BOLT HINGE FOR DOOR-TÜRSCHARNIERE-OVEN SARANAT		12		
	DOUBLEDOOR FRAME SET-RAHMEN FÜR DOPPELTÜR -KOJINEN VOOR DUBBELE DEUR		2		
	WINDOW CROSSES/FENSTER SPROSSEN/IKKUNARISTIKKO		8		
	WINDOW HANDLE/FENSTERGRIFF/IKKUNA KAHVA		8		
			1+1	52x1358	1618
Kood	Big Ben 70 ISO	Materjal	File	Big Ben 70 ISO.dwg	Leht 12

Pos	Big Ben 70 ISO	Pcs.	Profil (mm)	L (mm)
	<p style="text-align: center;"><u>Doppeltür 1500x1930 - 2 st (rechts) ISO</u></p> <div style="display: flex; align-items: center; justify-content: center;">  <div style="margin-left: 20px;"> <p>AST_PL</p> </div> </div>	P.P. 2	1500	1930
	<p>WINDOW-FENSTER-VENSTER- 680x1185 8 pcs-st-st (4 right-rechts-rechts) (4 left/links/vasen) ISO</p> <div style="display: flex; align-items: center; justify-content: center;">  <div style="margin-left: 20px;"> <p>4V +4P</p> </div> </div>	8	680	1185
Kood	Big Ben 70 ISO	Materjal	File	Big Ben 70 ISO.dwg
			Leht	13