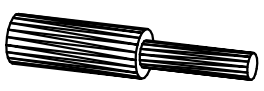
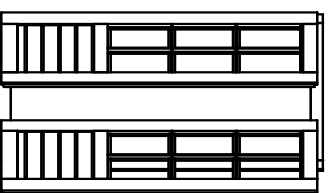


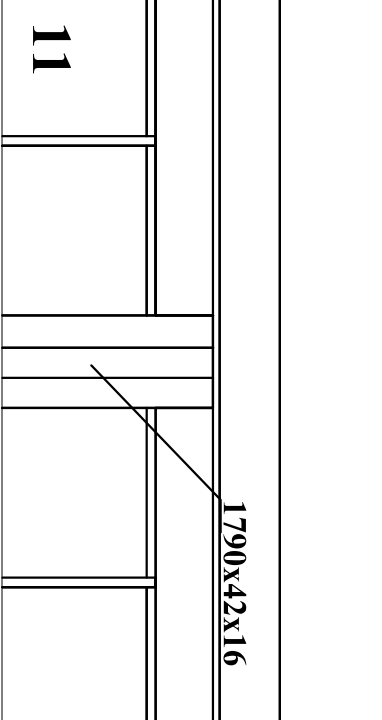
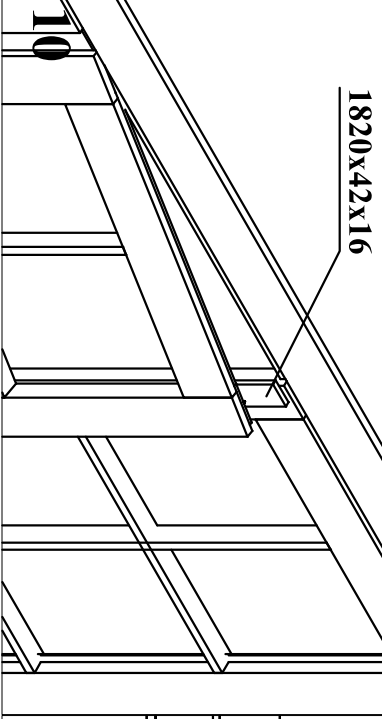
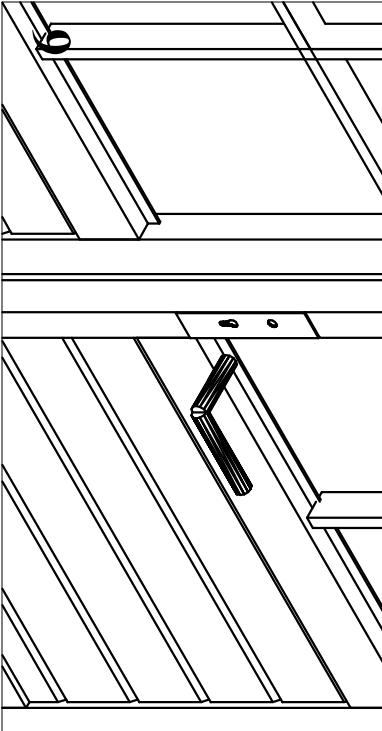
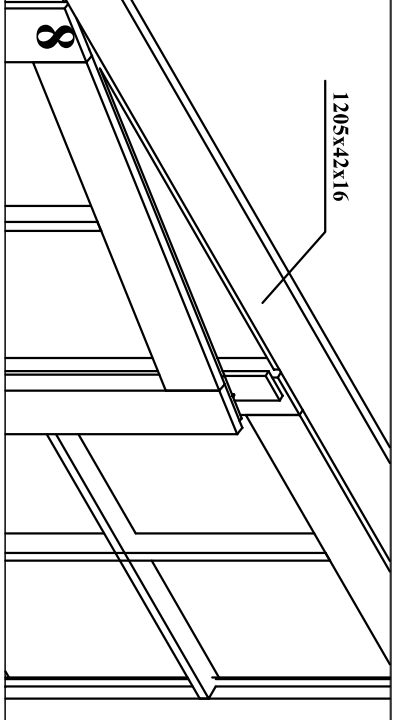
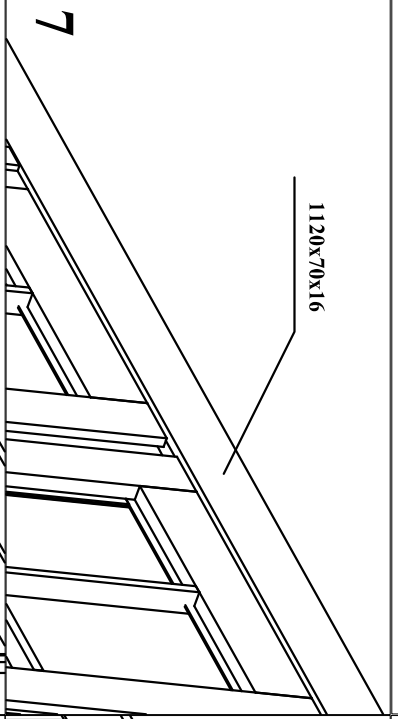
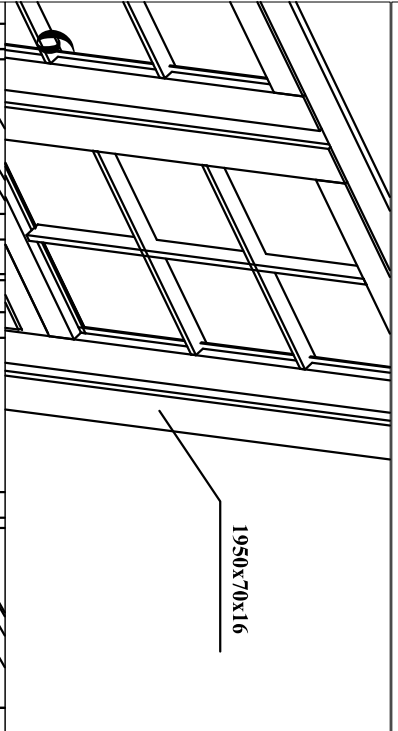
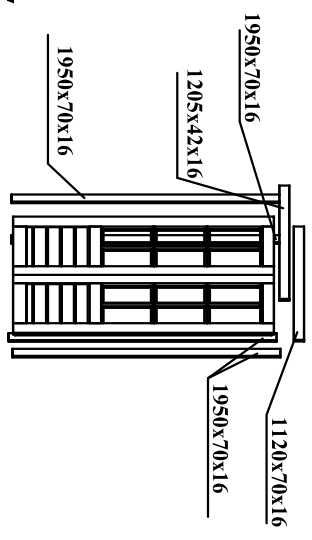
3.1



4



5



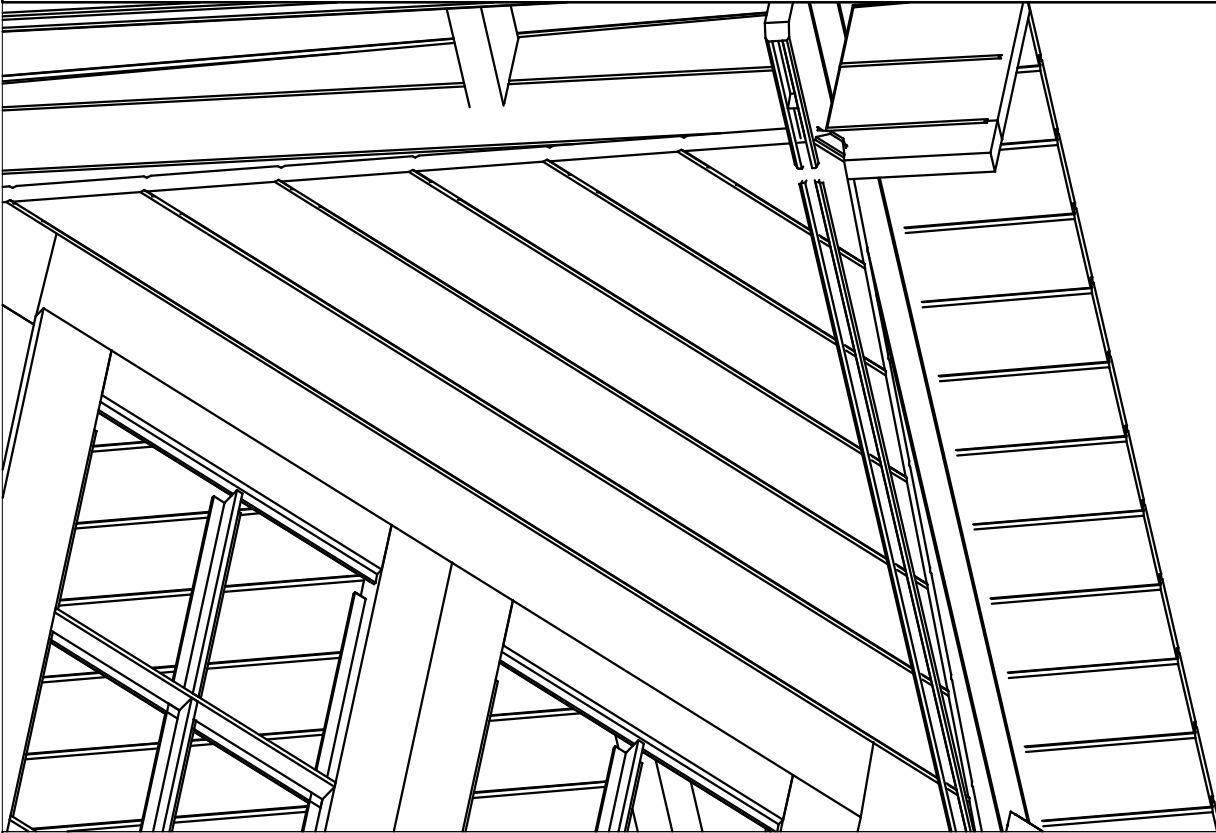
BUILDING CODE

KENNET

WALL LOG (mm): 28

SIZE (mm): 5000x3000

ISOMETRIC ROOF'S CONSTRUCTION



PACKAGE NR.:

MNFCT. ORDER NR.:

CONTROL 1

CONTROL 2

SIGNATURE

SIGNATURE

PAGE/PAGES: **7/7**

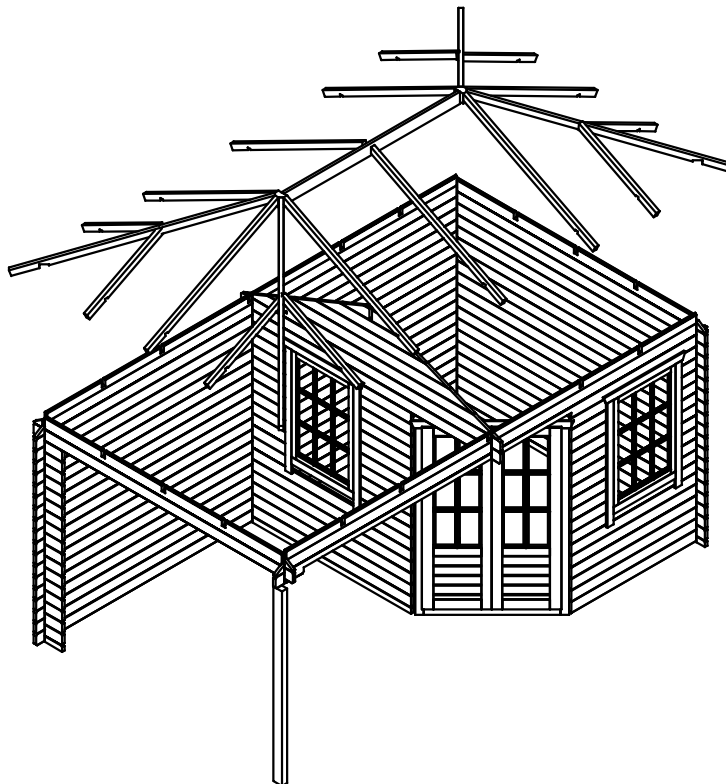
BUILDING CODE

KENNET

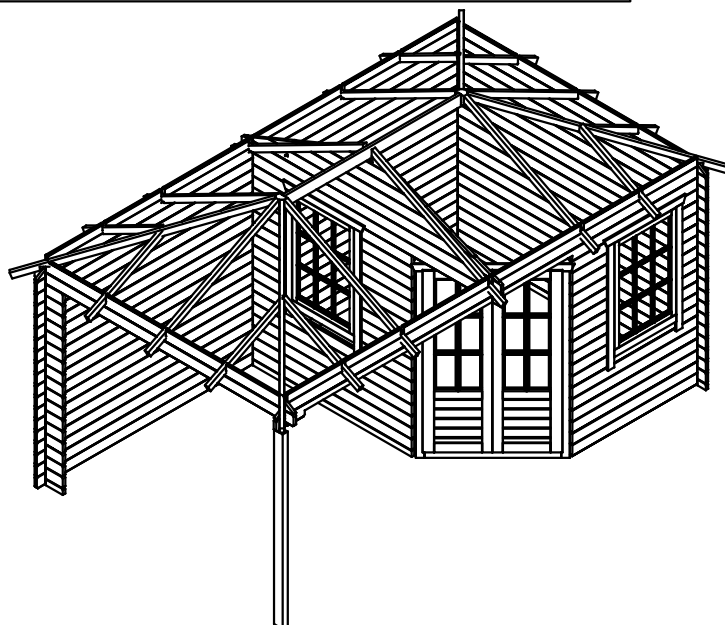
WALL LOG (mm): 28

SIZE (mm): 5000x3000

CONSTRUCCION 3



CONSTRUCCION 4



PACKAGE NR.:

MNFCT. ORDER NR.:

CONTROL 1

CONTROL 2

SIGNATURE

SIGNATURE

PAGE/PAGES: **6/7**


BUILDING CODE

KENNET

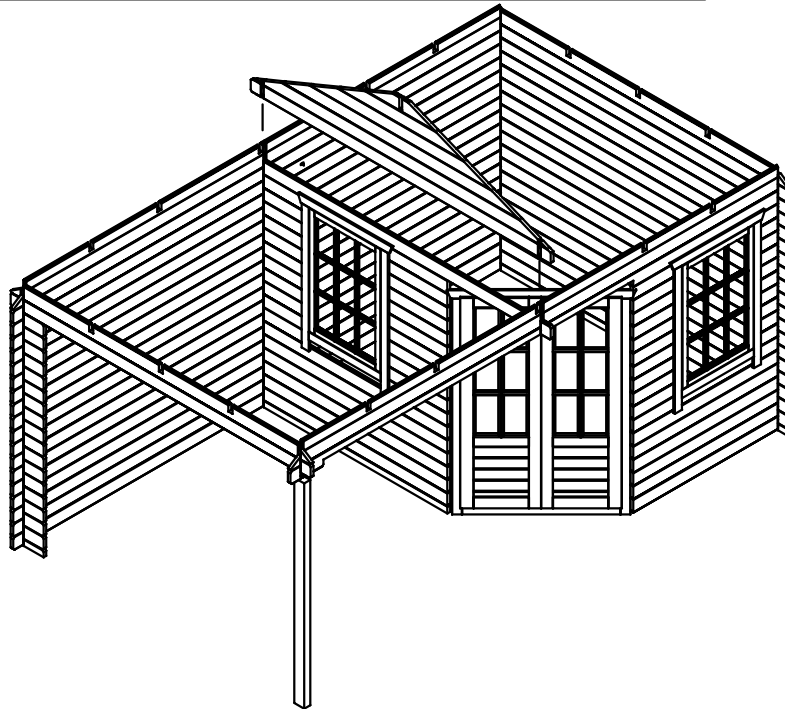
WALL LOG (mm): 28

SIZE (mm): 5000x3000

CONSTRUCCION 1



CONSTRUCCION 2



PACKAGE NR.:

MNFCT. ORDER NR.:

CONTROL 1

CONTROL 2

SIGNATURE

SIGNATURE

PAGE/PAGES: **5/7**

BUILDING CODE

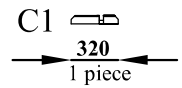
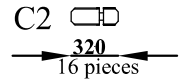
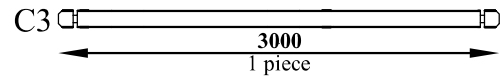
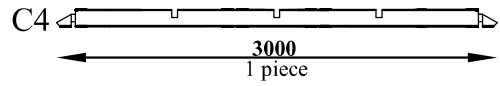
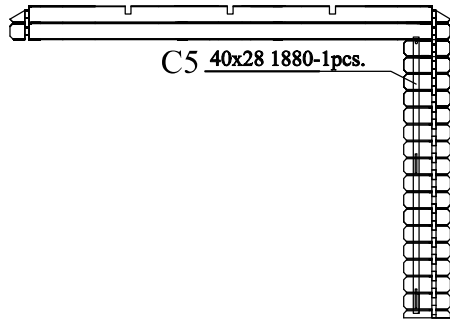
KENNET

WALL LOG (mm): 28

SIZE (mm): 5000x3000

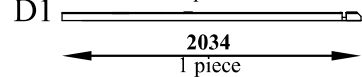
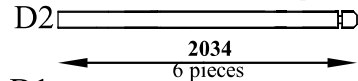
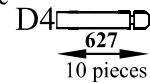
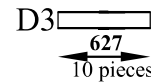
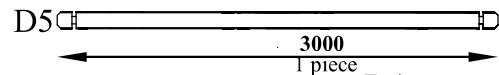
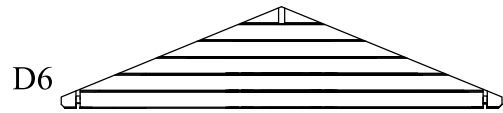
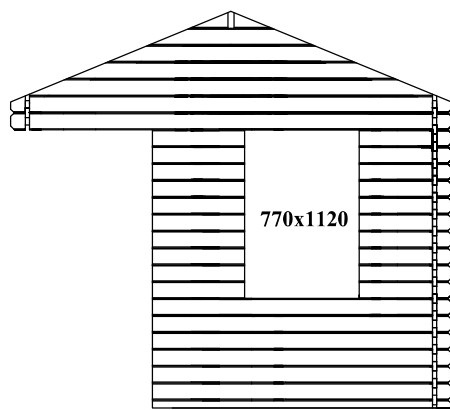
LEFT VIEW

Ⓒ





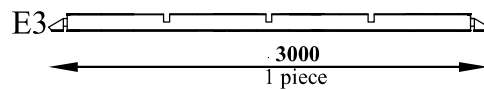

MIDDLE VIEW

Ⓓ



RIGHT VIEW

Ⓔ



PACKAGE NR.:

MNFCT. ORDER NR.:

CONTROL 1

CONTROL 2

SIGNATURE

SIGNATURE

PAGE/PAGES:

4/7

BUILDING CODE

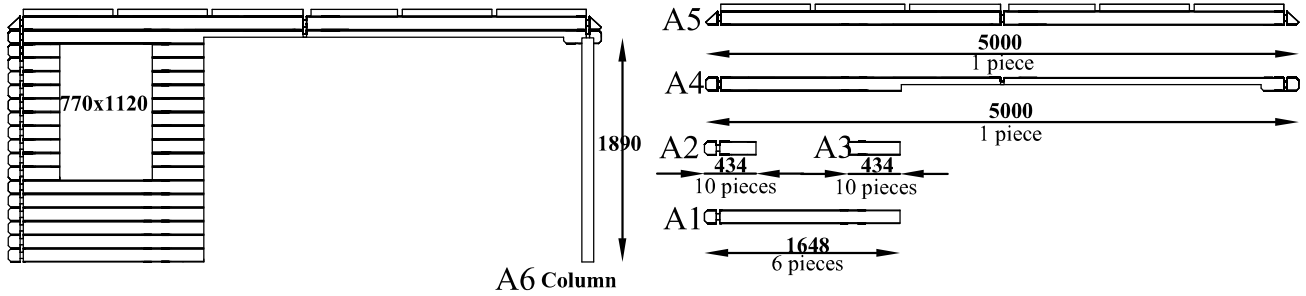
KENNET

WALL LOG (mm): 28

SIZE (mm): 5000x3000

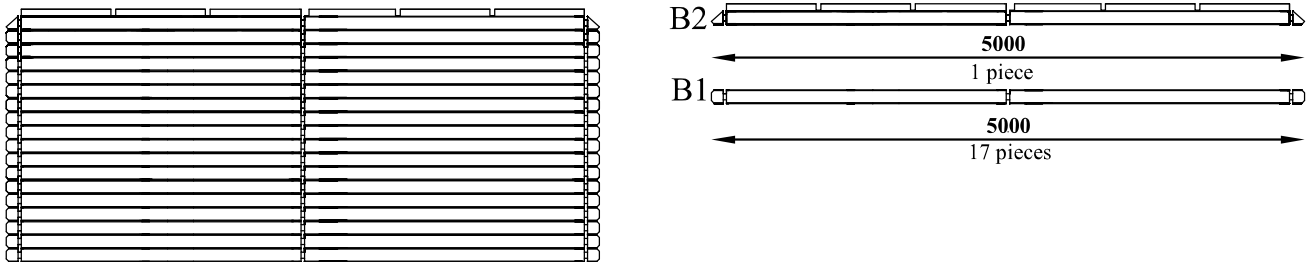
FRONT VIEW

(A)



BACK VIEW

(B)



PACKAGE NR.:

MNFCT. ORDER NR.:

CONTROL 1

CONTROL 2

SIGNATURE

SIGNATURE

PAGE/PAGES:

3/7

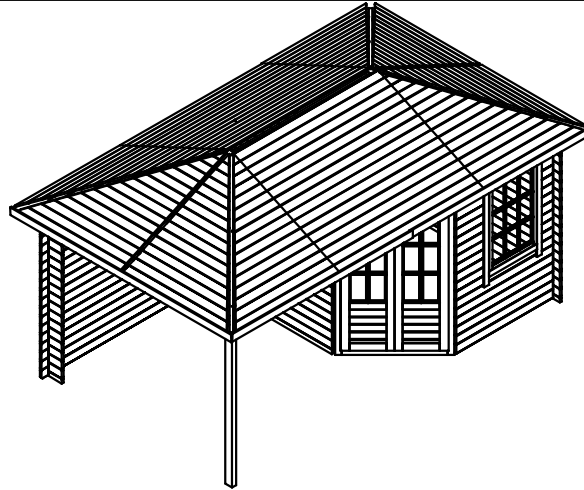
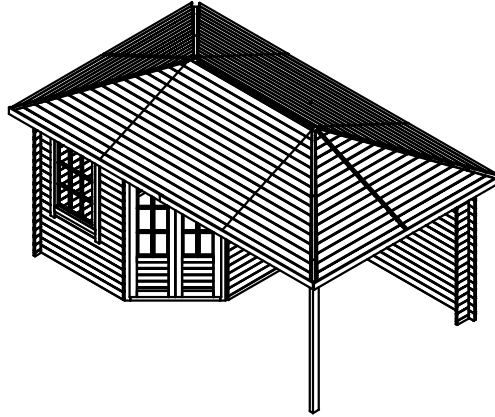
BUILDING CODE

KENNET

WALL LOG (mm): 28

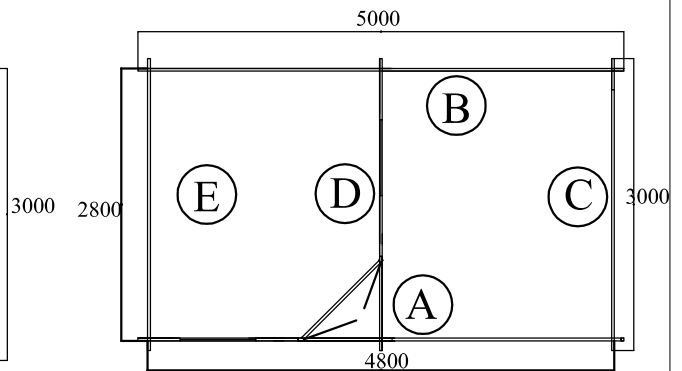
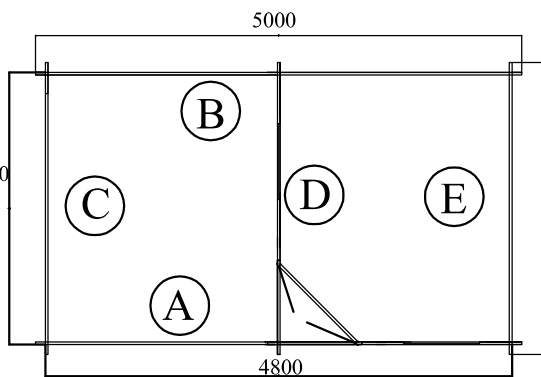
SIZE (mm): 5000x3000

ISOMETRIC VIEW



TOP VIEW

A-FRONT
 B-BACK
 C-LEFT
 D-MIDDLE
 E-RIGHT



PACKAGE NR.:

MNFCT. ORDER NR.:

CONTROL 1

CONTROL 2

SIGNATURE

SIGNATURE

PAGE/PAGES: **2/7**

Always keep the package number saved! Without package number their is no guarantee.:

Package number:

WALL LOG (mm): 28

BUILDING CODE

KENNET

SIZE (mm): 5000x3000

COMPONENT SPECIFICATION

NUMBER	COMPONENT FUNCTION	COMPONENT CODE	VIEW	SIDE VIEW	DIMENSIONS (mm)			QUANTITY (psc.)
					LENGHT	WIDTH	THICKNESS	
1	Wall board	A1			1648	115	28	6
2	Wall board	A2			434	115	28	10
3	Wall board	A3			434	115	28	10
4	Wall board	A4			5000	115	28	1
5	Wall board	A5, B2			5000	115	28	2
6	Wall board	B1			5000	115	28	17
7	Wall board	C2			320	115	28	16
8	Wall board	C3,D5,E2			3000	115	28	19
9	Wall board	C4, E3			3000	115	28	2
10	Wall board	D2			2034	115	28	6
11	Wall board	D3			627	115	28	10
12	Wall board	D4			627	115	28	10
13	Wall board							
14	Wall board							
15	Wall board							
16	Wall board							
17	Wall board							
18	Wall board	E1			3000	60	28	1
19	Wall board	D1			2034	60	28	1
20	Wall board	C1			320	60	28	1
21	Apex	D6			3000		28	1
22	Bracer	C5			1880	40	28	1
23	Door	D-4			1200	1880	28	1
24	Window	W-1			770	1120	28	2
25	Column	A6			1890	100	60	1
26	Roof cover fixture				3300/2700	100	16	2/4
27	Roof board				2025	110	19	32/8
28	Beam				2303/1715/ 1752/1700/990	60	40	4/4/2/2/8
29	Beam with octagon				2000	120	40	1
30								

PACKAGE NR.:

MNFCT. ORDER NR.:

CONTROL 1

CONTROL 2

PAGE/PAGES:

1/7

SIGNATURE

SIGNATURE