






















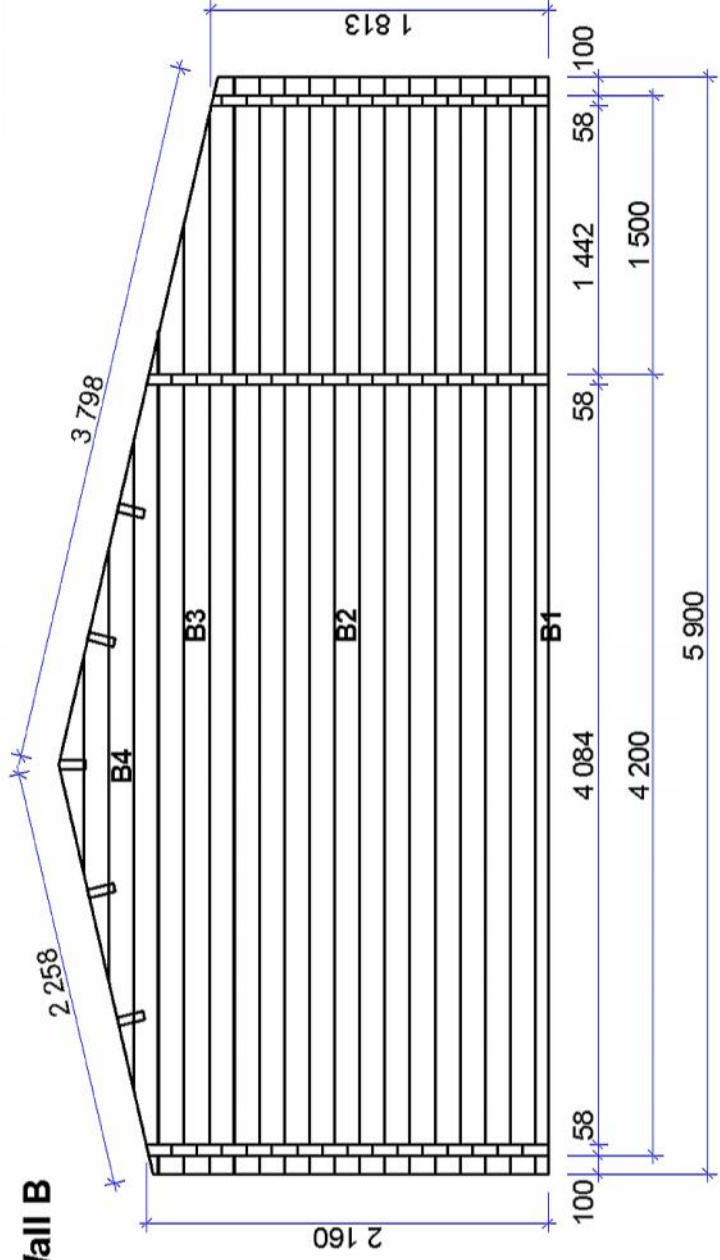
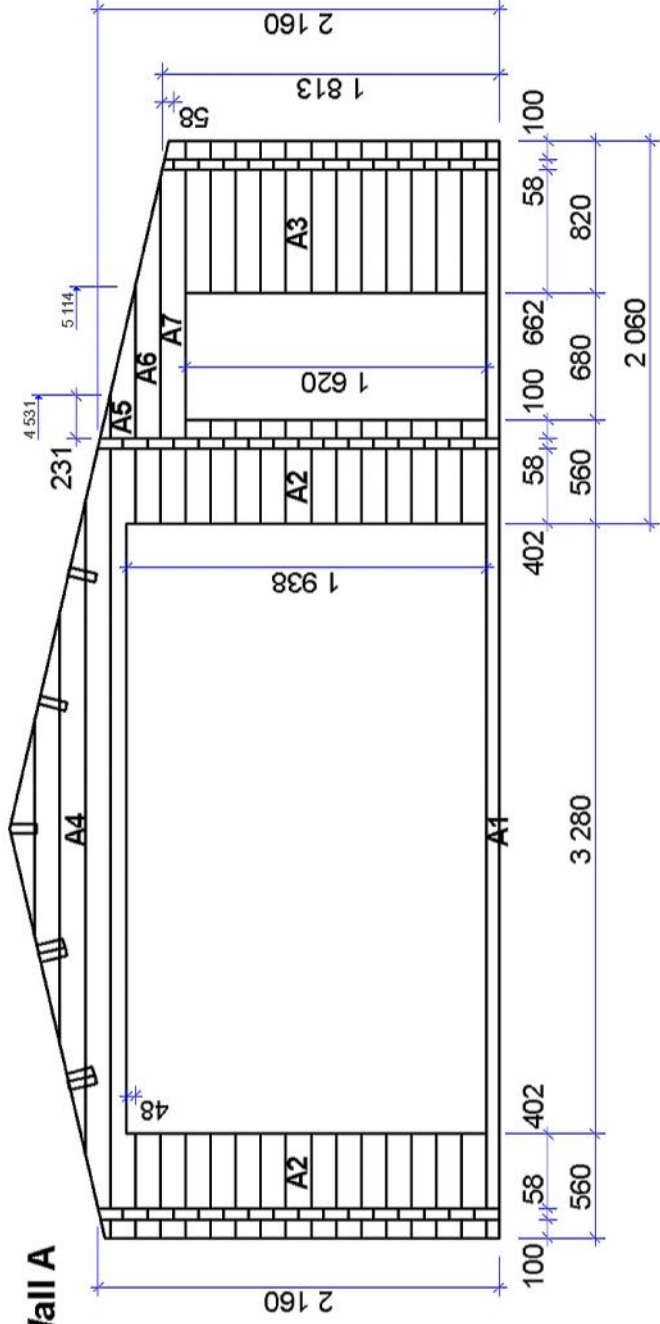


Pos	MANCHESTER 4,4 x 4,4 + 2,0 + 1,5 58x135	Profile	Length	St.
D5 C7		58x135	4391	2
D6 C8			2479	2
G2		58x58	4640	1
B2		58x135	5900	12
D3 C3 G1 E6 C4			4400	28
D1 C1			4400	1
D2 C2			4271	8
C6			2359	8
E2		1137	14	
E5		1050	4	
A3		1050	2	
A2		820	12	
C9 D7 E4		560	26	
C5 D4 E3		400	8	
B1 A1		258	44	
E1		58 x 67	5900	2
B3 APEX			1050	2
A4 B4 APEX		58x135	5900	1
E7 APEX			4531	2
A5			4400	1
A6		5114	1	
A7		1857	1	
30	ROOFING BOARDS	19 x 85	2380	108
31			3960	55
32	WINDOW	2126 x 966		1
33	Block of doors	3280 x 1938		1
34	Door	680 x 1620		1
35	Roof of cover fixture	20x120 or 20x145	4010	1
37	Roof of cover fixture	20x95	1590	1
46	Beam	40x40	2430	3
47	ROOF JOIST		4030	1
48			1610	1
47\1			2450	3
48\1			3435	2
52	Amrest		4640	1
53	Diamond		2230	1
E8	Beam	40x40	4520	4
			2608	4
			4391	1
			2479	1
			1972	2
			792	2
			580	2
				2
			2052	2

Wall B



Wall A



Wall E

