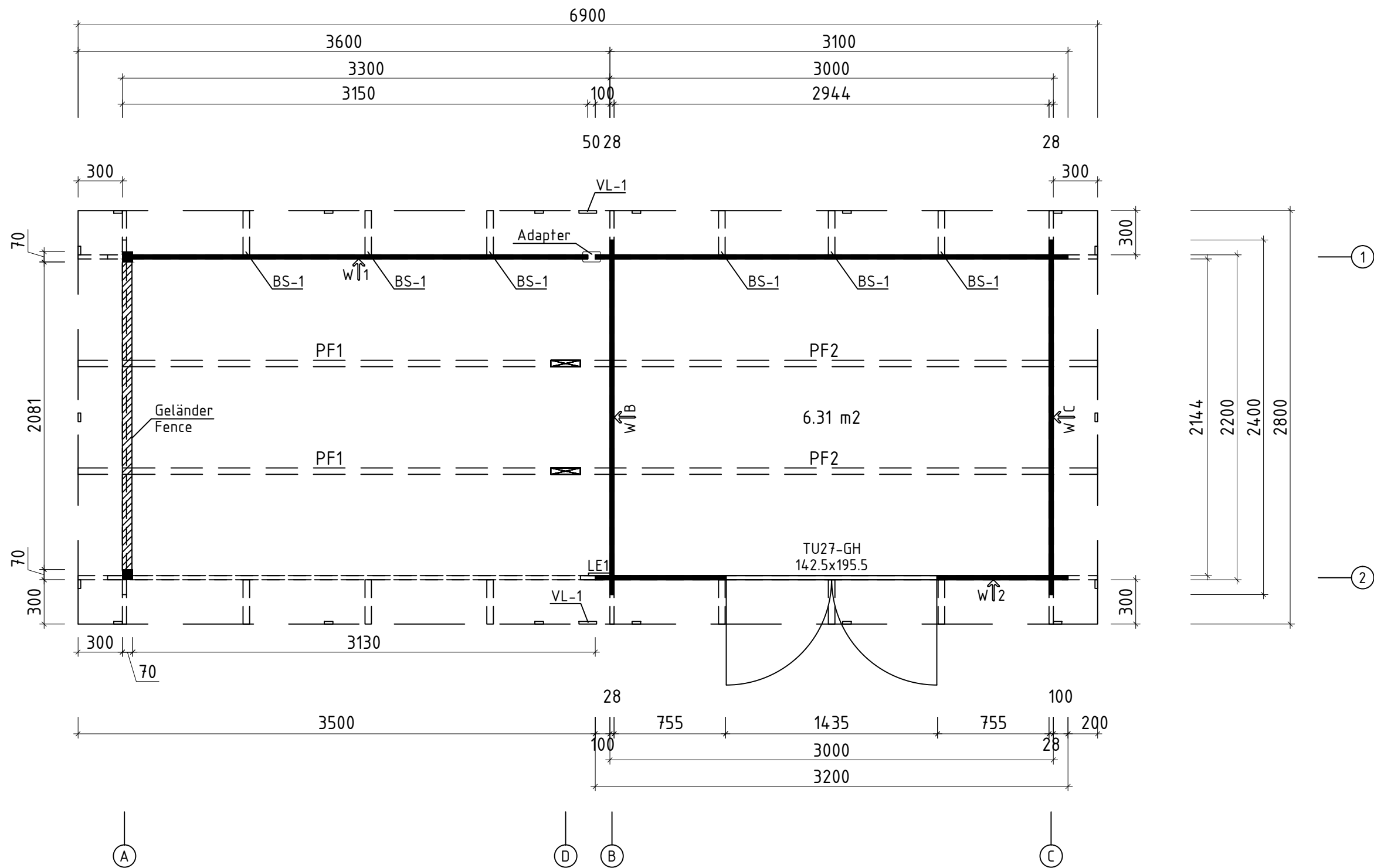
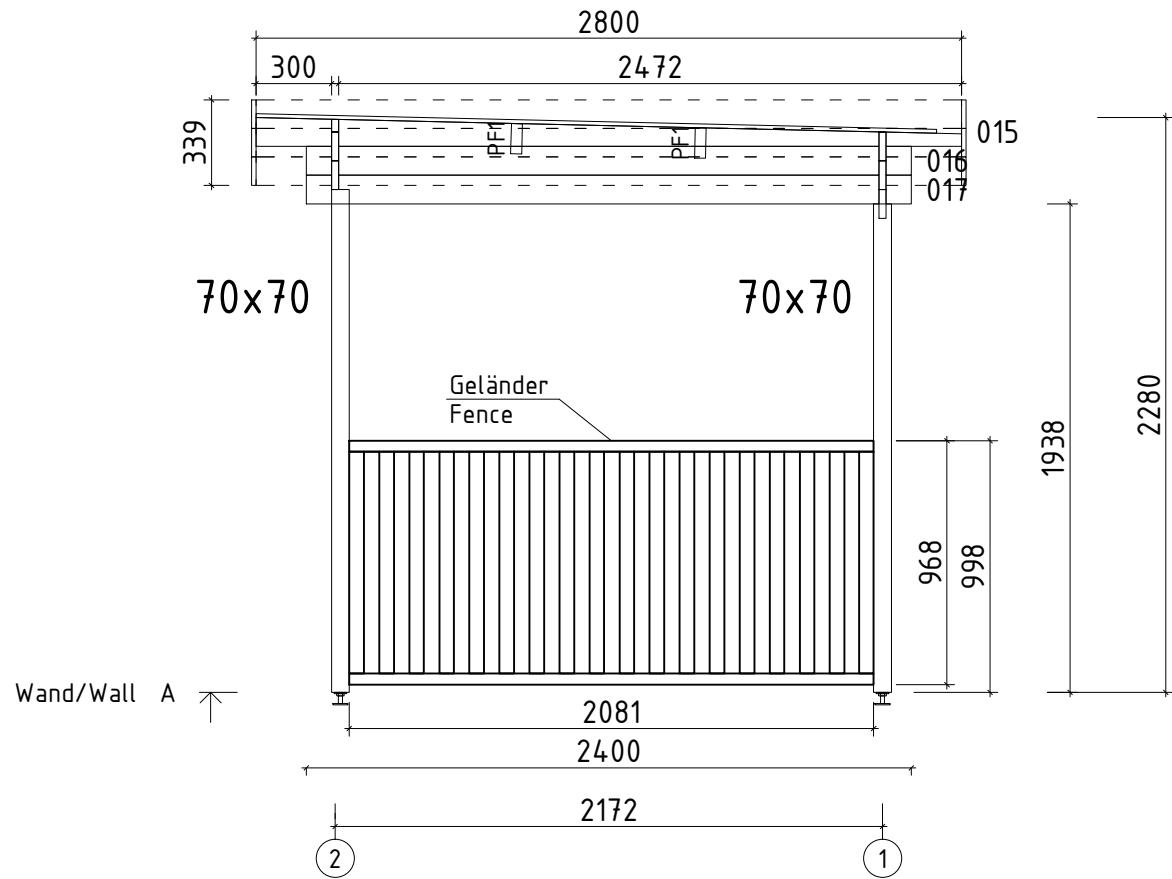



|                   |                       |            |            |
|-------------------|-----------------------|------------|------------|
| Name              | Maja TU 240x320+SD/28 |            |            |
| Zeichnung/Drawing | 3D                    |            |            |
| Profil/Profile    | 2.8x11.4              | Datum/Date | 10.12.2018 |



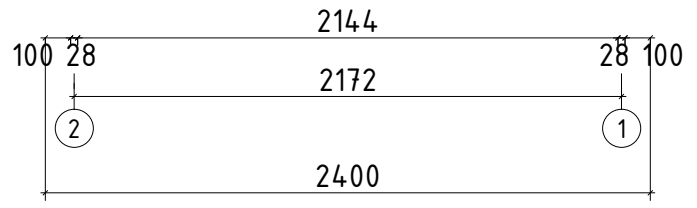
|                   |                       |            |            |
|-------------------|-----------------------|------------|------------|
| Name              | Maja TU 240x320+SD/28 |            |            |
| Zeichnung/Drawing | Grundplan; Plan       |            |            |
| Profil/Profile    | 2.8x11.4              | Datum/Date | 10.12.2018 |



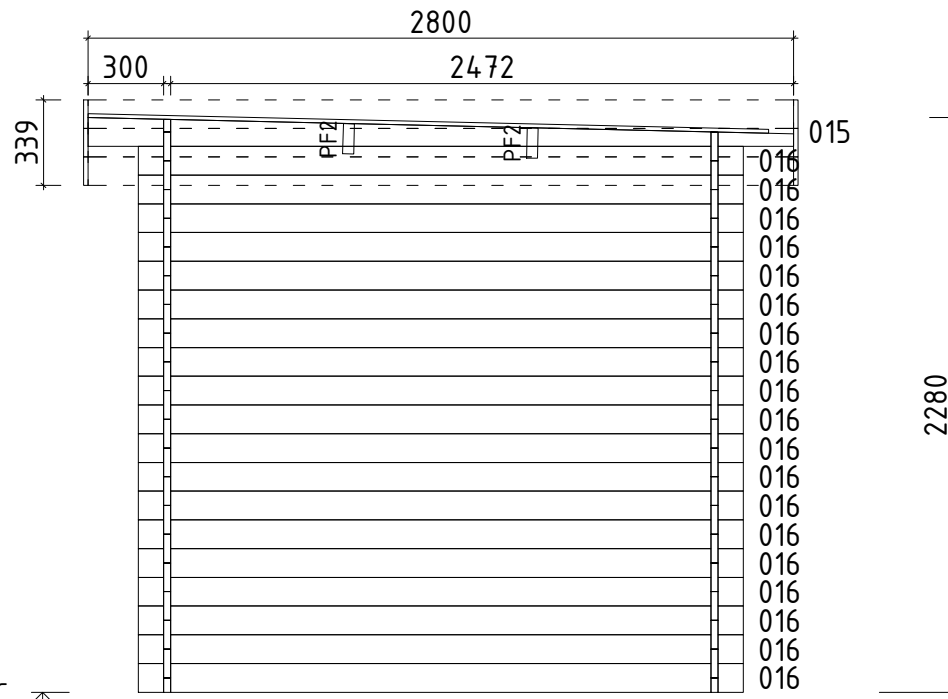
|                   |                       |            |            |
|-------------------|-----------------------|------------|------------|
| Name              | Maja TU 240x320+SD/28 |            |            |
| Zeichnung/Drawing | WAND/WALL A           |            |            |
| Profil/Profile    | 2.8x11.4              | Datum/Date | 10.12.2018 |



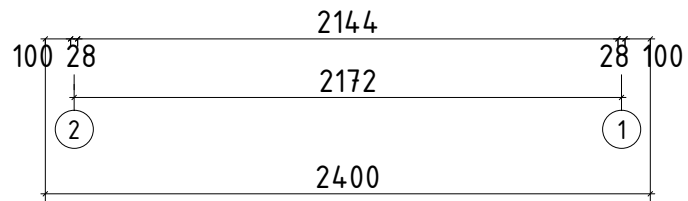
Wand/Wall B ↗



|                   |                       |            |            |
|-------------------|-----------------------|------------|------------|
| Name              | Maja TU 240x320+SD/28 |            |            |
| Zeichnung/Drawing | WAND/WALL B           |            |            |
| Profil/Profile    | 2.8x11.4              | Datum/Date | 10.12.2018 |

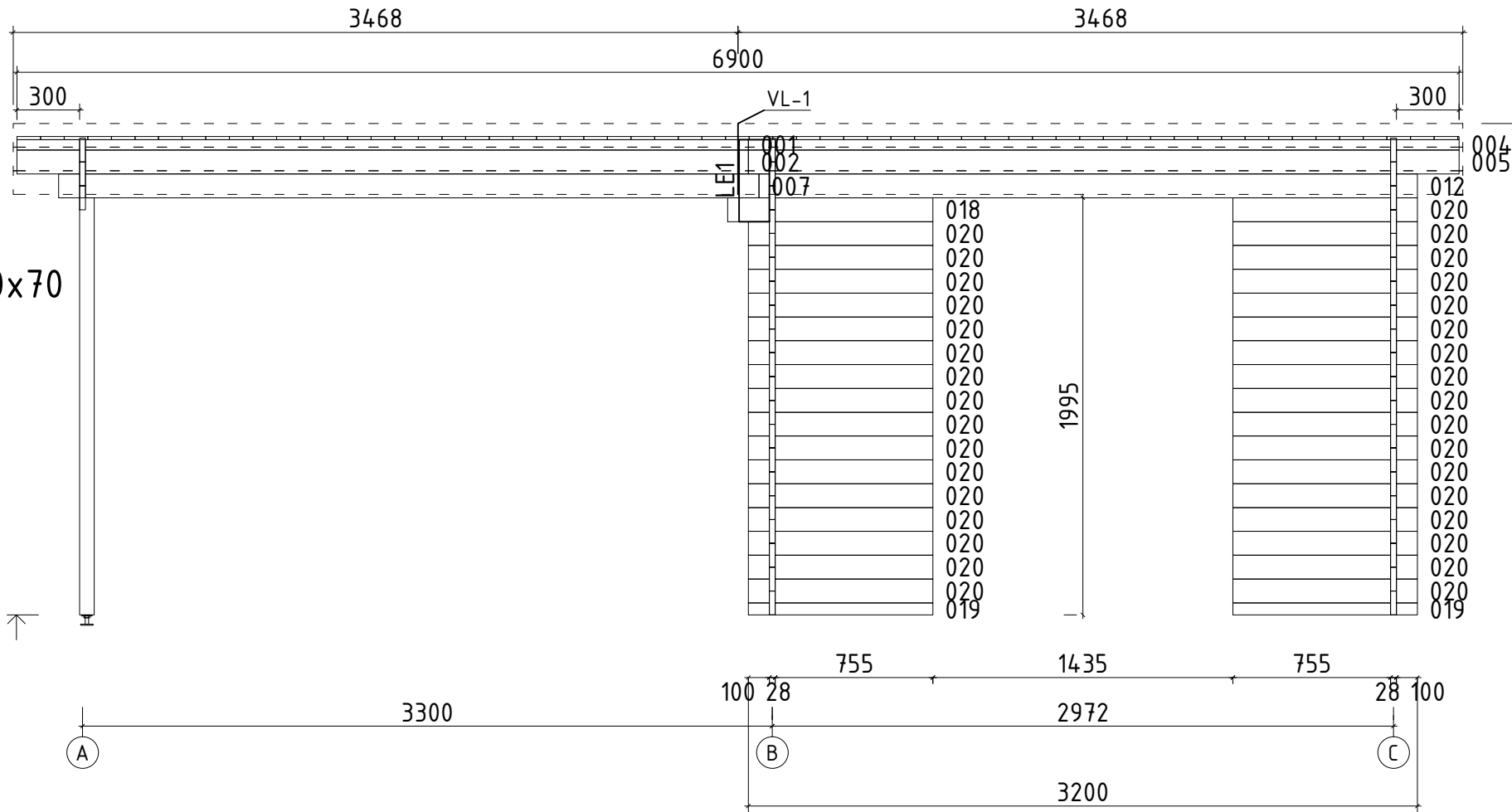


Wand/Wall C ↗

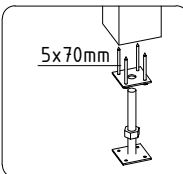
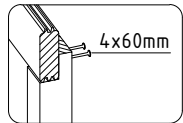


|                   |                       |            |            |
|-------------------|-----------------------|------------|------------|
| Name              | Maja TU 240x320+SD/28 |            |            |
| Zeichnung/Drawing | WAND/WALL C           |            |            |
| Profil/Profile    | 2.8x11.4              | Datum/Date | 10.12.2018 |

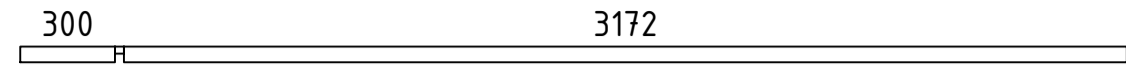
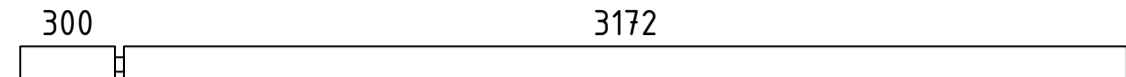
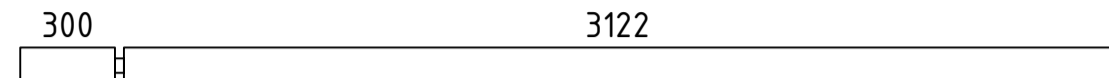

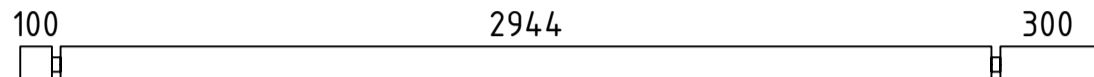
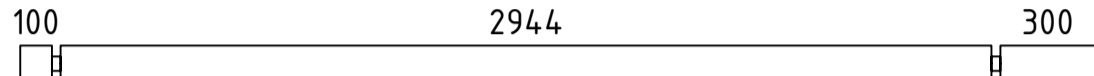
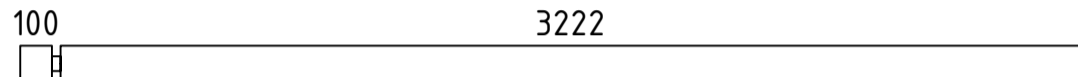
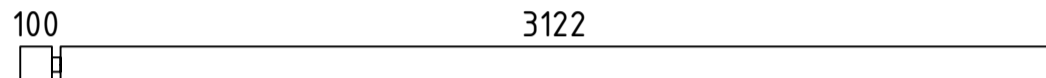
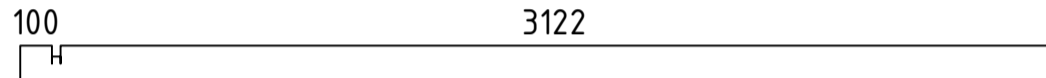
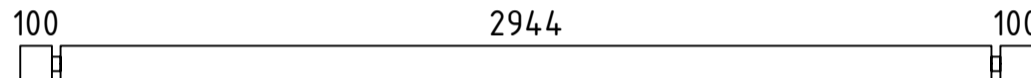
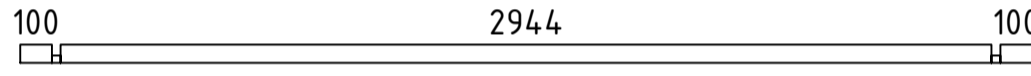
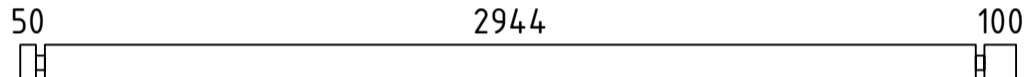


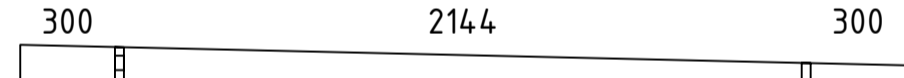
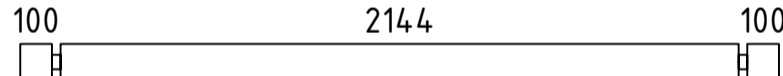
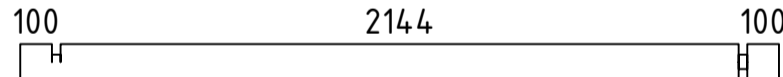
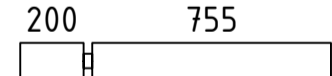
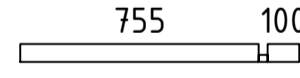
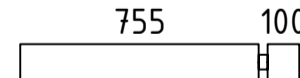

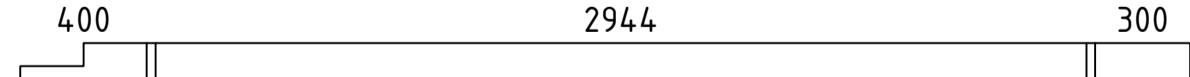
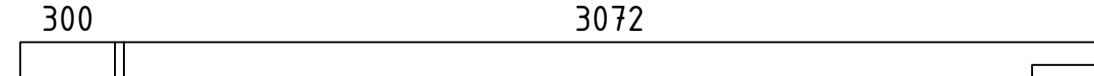
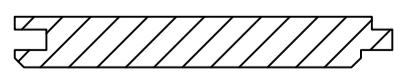
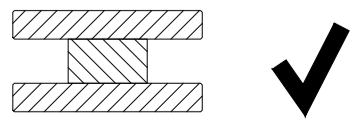




Wand/Wall 2 ↗

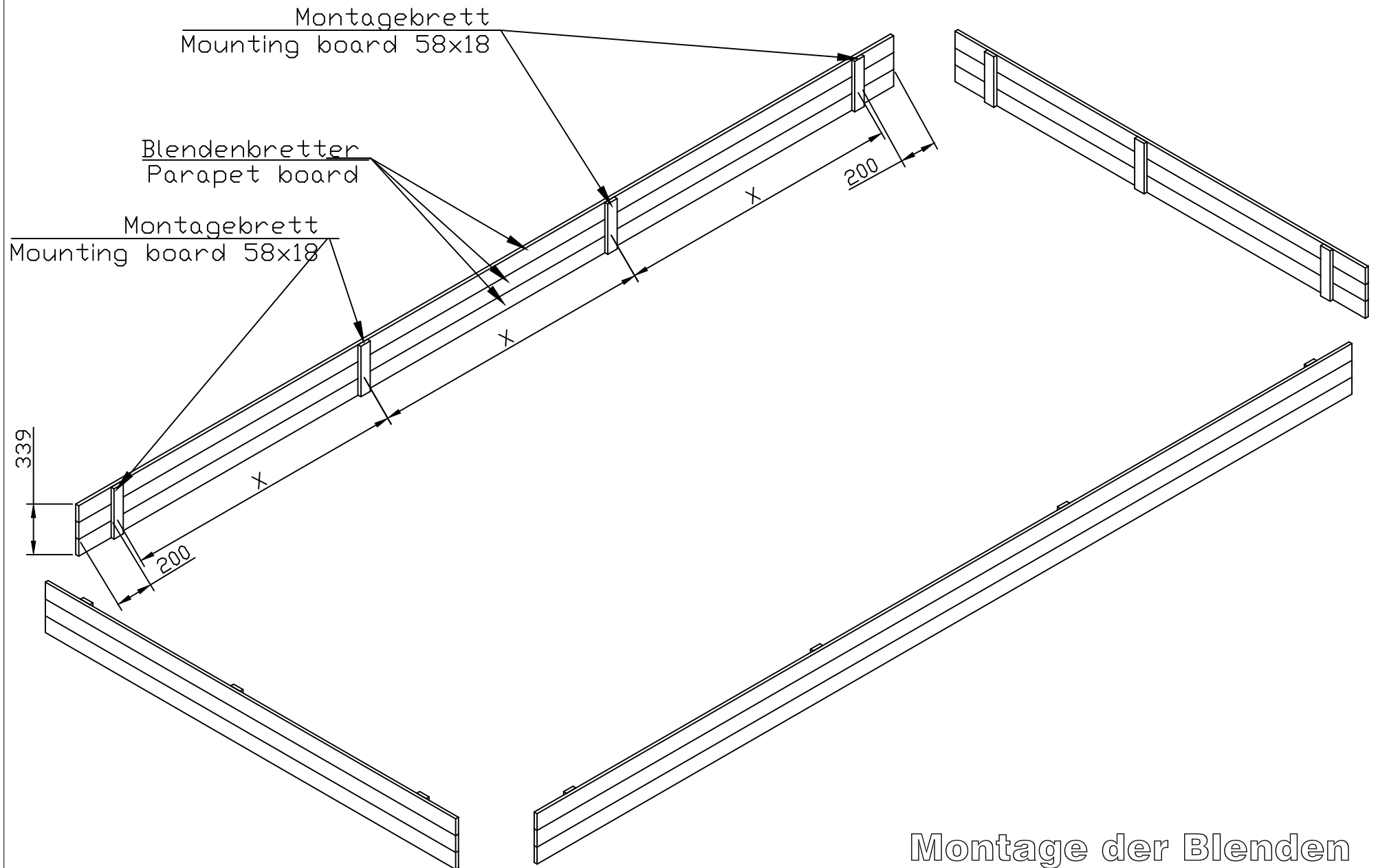


|                   |                       |            |            |
|-------------------|-----------------------|------------|------------|
| Name              | Maja TU 240x320+SD/28 |            |            |
| Zeichnung/Drawing | WAND/WALL 2           |            |            |
| Profil/Profile    | 2.8x11.4              | Datum/Date | 10.12.2018 |

| Pos   | Teieliste/Specification<br>Maja TU 240x320+SD/28   |          | Stck.<br>Pcs. | Profil<br>Profile<br>(mm) | Länge<br>Length<br>(mm) |
|-------|--|----------|---------------|---------------------------|-------------------------|
| 001   |                                  |          | 1             | 28x50                     | 3500                    |
| 002   |                                  |          | 1             | 28x114                    | 3500                    |
| 003   |                                  |          | 1             | 28x114                    | 3450                    |
| 004   |                                  |          | 1             | 28x50                     | 3400                    |
| 005   |                                  |          | 1             | 28x114                    | 3400                    |
| 006   |                                  |          | 1             | 28x114                    | 3400                    |
| 007   |                                  |          | 1             | 28x114                    | 3350                    |
| 008   |                                  |          | 1             | 28x114                    | 3250                    |
| 009   |                                |          | 1             | 28x114                    | 3250                    |
| 010   |                                |          | 18            | 28x114                    | 3200                    |
| 011   |                                |          | 1             | 28x57                     | 3200                    |
| 012   |                                |          | 1             | 28x114                    | 3150                    |
| 013   |                                |          | 16            | 28x114                    | 3100                    |
| 014   |                                |          | 1             | 28x57                     | 3100                    |
| 015   |                                |          | 3             | 28x114                    | 2800                    |
| 016   |                                 |          | 39            | 28x114                    | 2400                    |
| 017   |                                 |          | 1             | 28x114                    | 2400                    |
| 018   |                                 |          | 1             | 28x114                    | 983                     |
| 019   |                                 |          | 2             | 28x57                     | 883                     |
| 020   |                                 |          | 33            | 28x114                    | 883                     |
| LE1   | LEISTE - LATH<br>               |          | 1             | 145x18                    | 392                     |
| PF2   | PFETTEN - PURLINS<br>          |          | 2             | 44x145                    | 3700                    |
| PF1   | PFETTEN - PURLINS<br>          |          | 2             | 44x145                    | 3400                    |
|       | DACHBRETTER - ROOF BOARDS<br> |          | 62+1          | 113x16                    | 2700                    |
| A28-1 | ADAPTER 28<br>                |          | 1             | 64x120                    | 2225                    |
| Kood  | Maja TU 240x320+SD/28  | Materjal | File          |                           | Leht 1/2                |



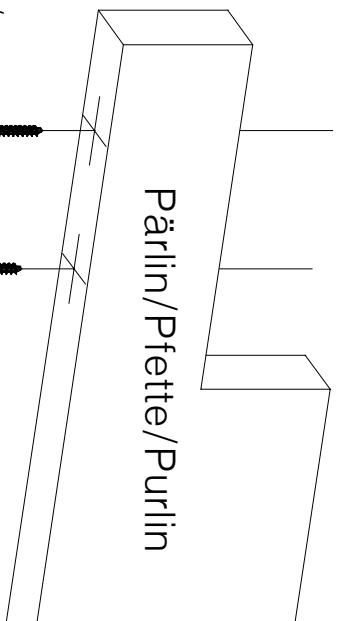
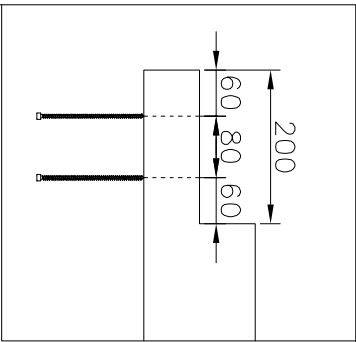




Montage der Blenden  
 Parapet mounting

# Pärlinite ühendamine / Verbinden der Pfetten / Connecting purlins

1



Märkige kruvide asukohad /  
Markieren Sie die empfehlenden  
Schraubenpositionen /  
Mark the suggested positions  
for screws

Kruvi/Schraube/  
Screw 6x140

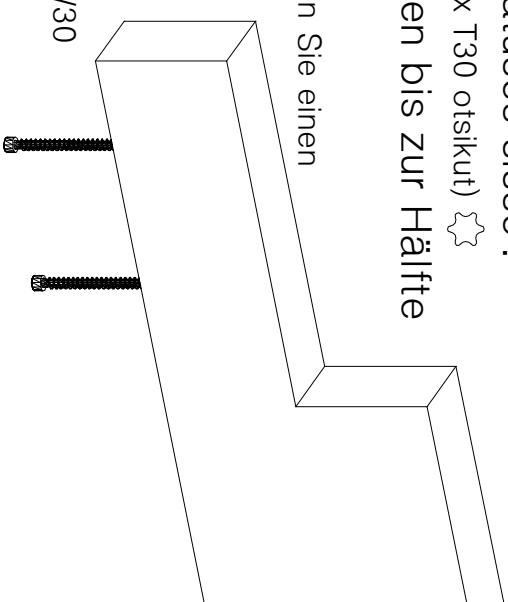
2

Keerake kruvid poole ulatuses sisse.  
(Vaja läheb Assy AW30 või Torx T30 otsikut) ☆  
Drehen Sie die Schrauben bis zur Hälfte  
seiner Länge ein.

(Für diese Schrauben benötigen Sie einen  
Assy AW30 oder Inrentorx T30  
Schraubereinsatz) ☆

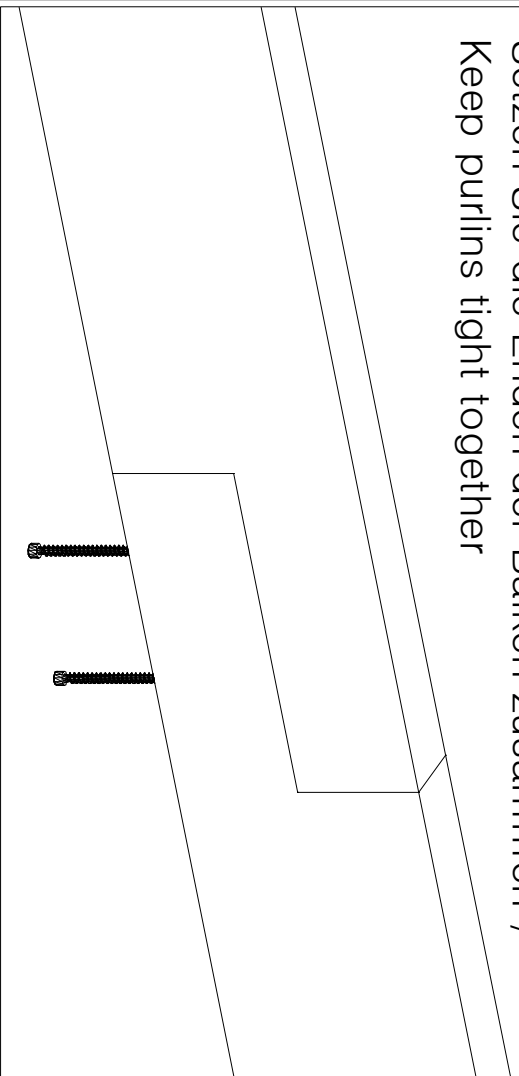
Turn the screws up  
until the first half.

(These screws require Assy AW30  
or Torx T30 driver bit) ☆



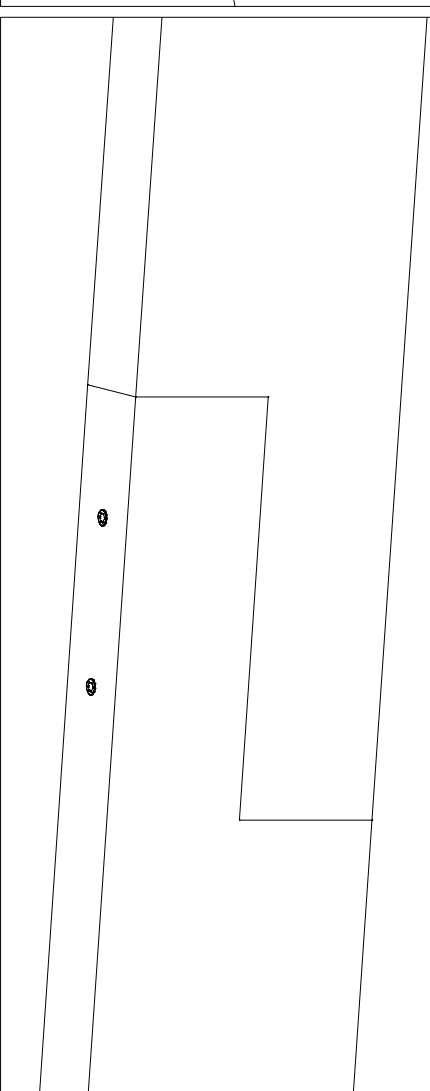
3

Hoja ühendatavad pärlinid tihedalt koos /  
Setzen Sie die Enden der Balken zusammen /  
Keep purlins tight together



4

Keera kruvid lõpuni sisse /  
Drehen Sie die Schrauben dann ganz ein /  
Turn the screws up until the end

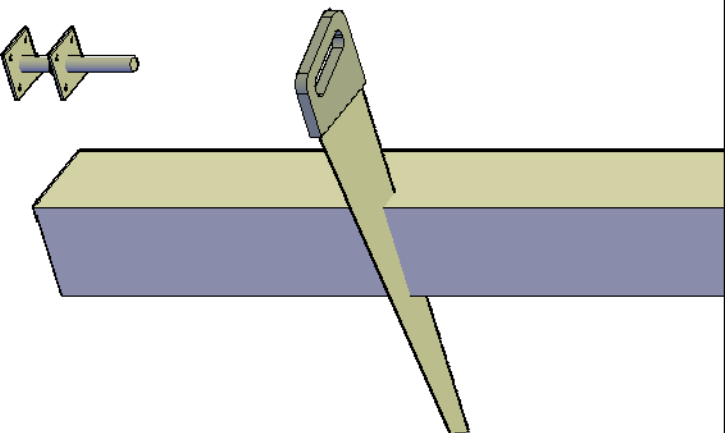


## Cutting support post / Schneiden der Stützpfosten



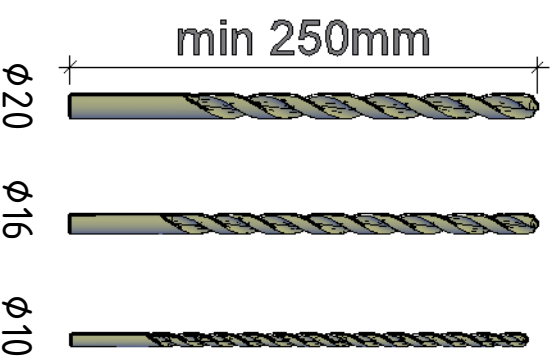
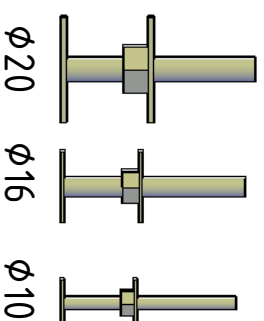
\* Adjustment space for post support should be at least 50mm.

\* Einstellraum für die Pfostenstütze muss mindestens 50mm sein.



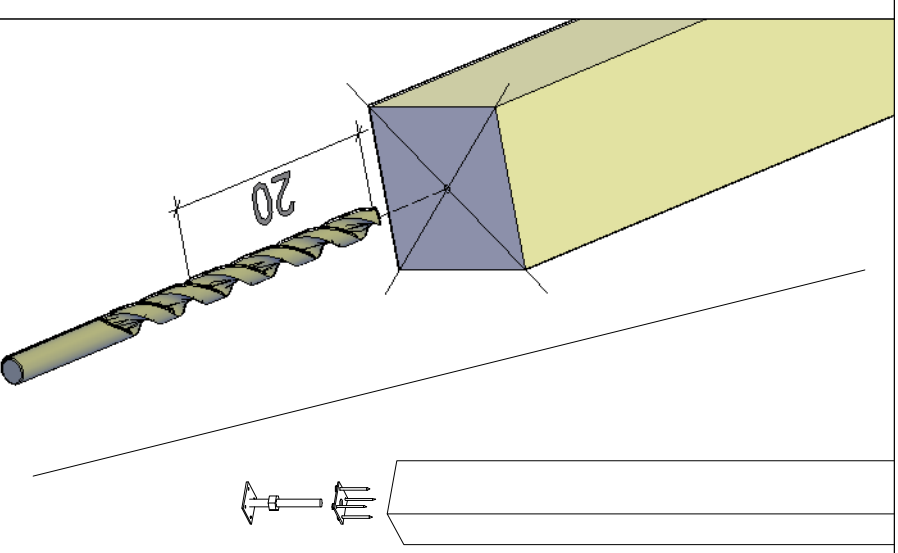
\* Support post has extra length for various conditions. Must be sawn to suitable length on spot considering local conditions.

\* Stützpfosten hat extra Länge für verschiedene Bedingungen. Muss vor Ort unter Berücksichtigung der örtlichen Gegebenheiten zu einer geeigneten Länge gesägt werden.



\* In some cases you need to drill a new hole for a post support. Find a matching drill bit.

\* In einigen Fällen müssen Sie ein neues Loch für die Pfostenstütze bohren. Finden Sie hier den passenden Bohrer.



\* Mark the center of the post and drill a new 20cm deep hole.

\* Markieren Sie die Mitte des Pfostens und bohren Sie ein neues 20cm tiefes Loch. Danach mit Aufbau weiter machen.

Ukse montaaž / Tür montage / Door assembly  
28-40mm (GH)

